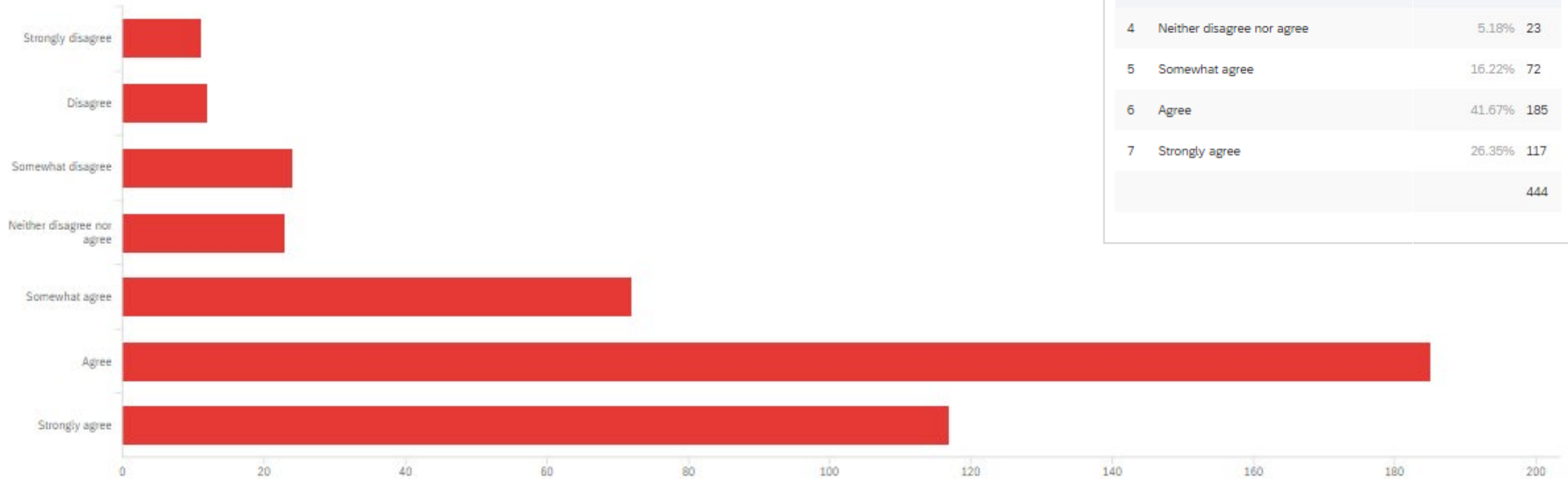


Goals

Q2 - Our lake group identifies its goals on a regular basis.



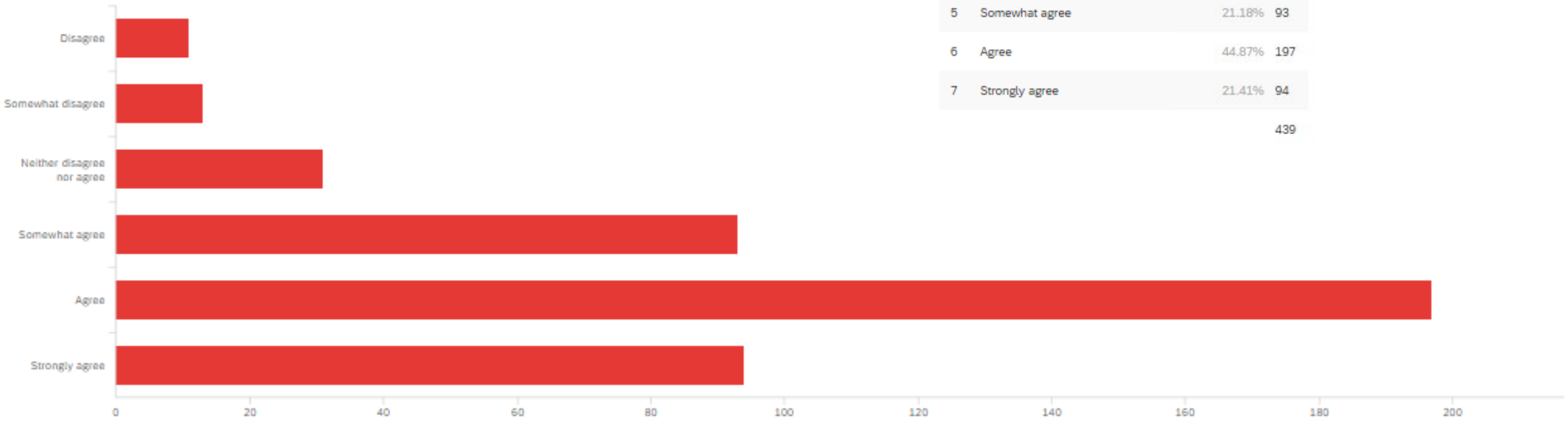
#	Field	Choice Count
1	Strongly disagree	2.48% 11
2	Disagree	2.70% 12
3	Somewhat disagree	5.41% 24
4	Neither disagree nor agree	5.18% 23
5	Somewhat agree	16.22% 72
6	Agree	41.67% 185
7	Strongly agree	26.35% 117
		444

#	Field	Minimum	Maximum	Mean	Std Deviation	Variance	Count
1	Our lake group identifies its goals on a regular basis.	1.00	7.00	5.60	1.42	2.01	444

Q3 - Our lake group is generally effective in achieving its goals.

Page Options ▾

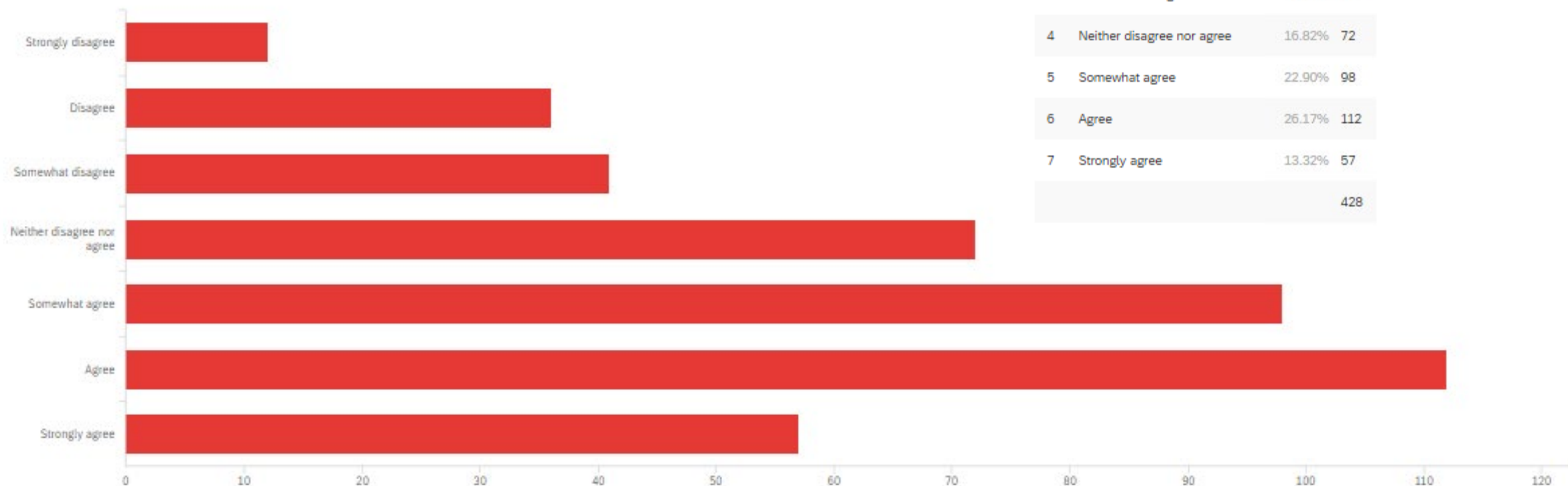
#	Field	Choice Count
2	Disagree	2.51% 11
3	Somewhat disagree	2.96% 13
4	Neither disagree nor agree	7.06% 31
5	Somewhat agree	21.18% 93
6	Agree	44.87% 197
7	Strongly agree	21.41% 94
		439



#	Field	Minimum	Maximum	Mean	Std Deviation	Variance	Count
1	Our lake group is generally effective in achieving its goals.	2.00	7.00	5.67	1.13	1.27	439

Q4 - Our lake group has benchmarks that indicate if we are on a path to reaching our goals.

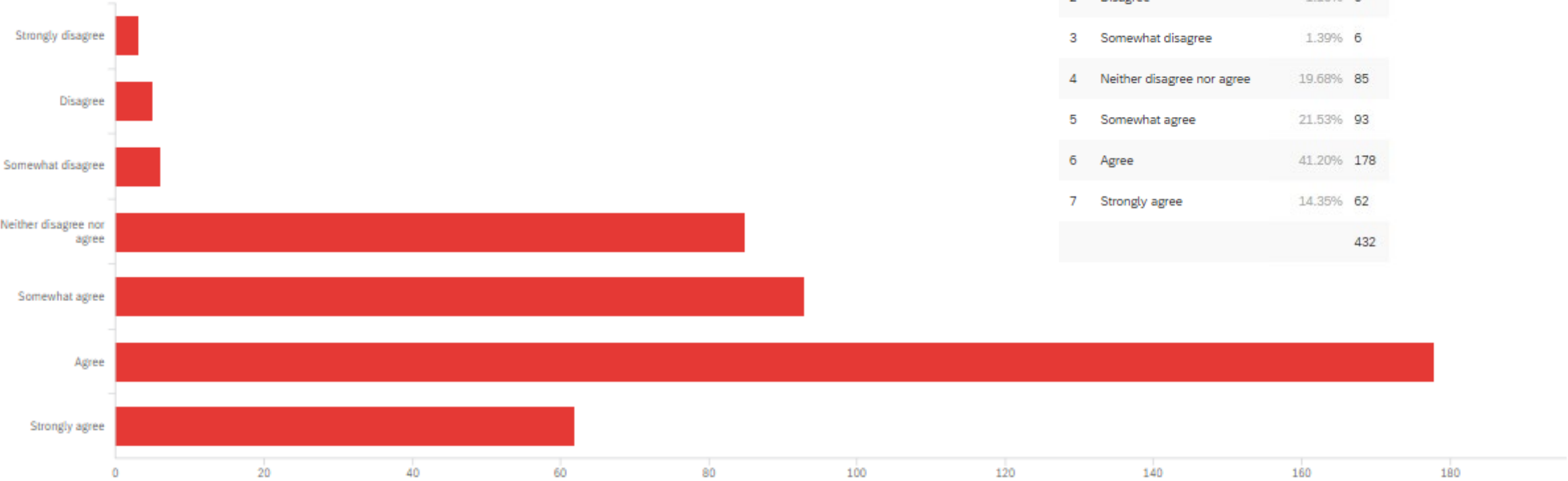
Page Options ▾



#	Field	Choice Count
1	Strongly disagree	2.80% 12
2	Disagree	8.41% 36
3	Somewhat disagree	9.58% 41
4	Neither disagree nor agree	16.82% 72
5	Somewhat agree	22.90% 98
6	Agree	26.17% 112
7	Strongly agree	13.32% 57
		428

#	Field	Minimum	Maximum	Mean	Std Deviation	Variance	Count
1	Our lake group has benchmarks that indicate if we are on a path to reaching our goals.	1.00	7.00	4.80	1.59	2.51	428

Q6 - Our lake group would benefit from learning about ways to improve our ability to accomplish its goals.



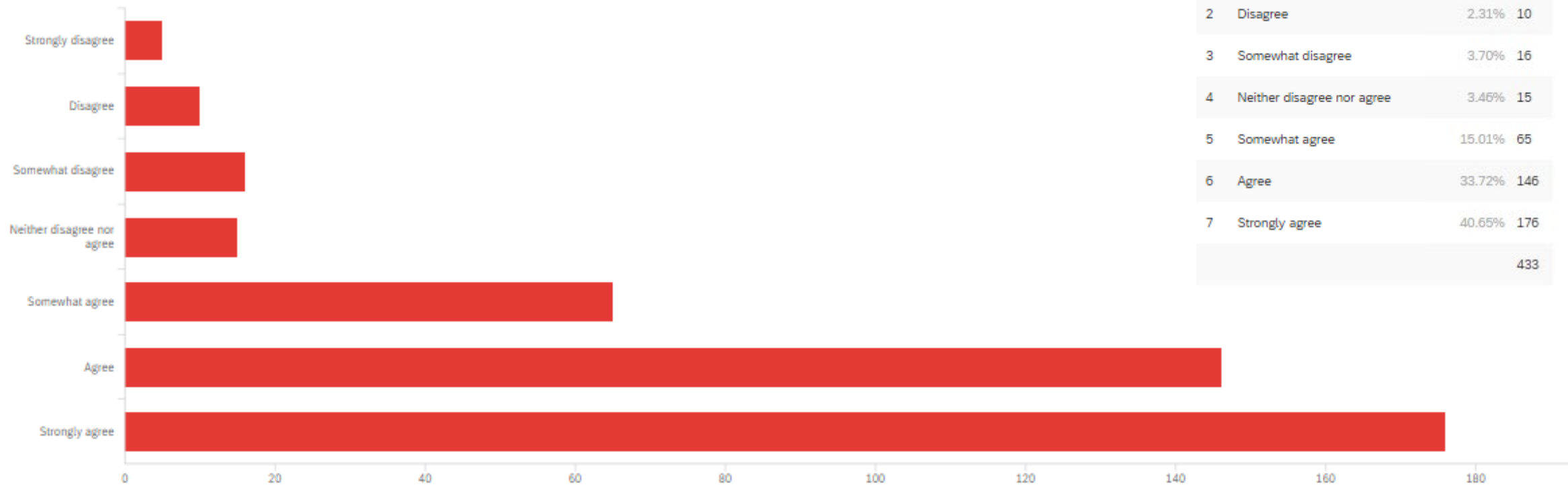
#	Field	Choice Count
1	Strongly disagree	0.69% 3
2	Disagree	1.16% 5
3	Somewhat disagree	1.39% 6
4	Neither disagree nor agree	19.68% 85
5	Somewhat agree	21.53% 93
6	Agree	41.20% 178
7	Strongly agree	14.35% 62
		432

#	Field	Minimum	Maximum	Mean	Std Deviation	Variance	Count
1	Our lake group would benefit from learning about ways to improve our ability to accomplish its goals.	1.00	7.00	5.41	1.13	1.28	432

Members

Q8 - Our members regularly receive communications from our lake group (i.e. newsletters, social media, etc.).

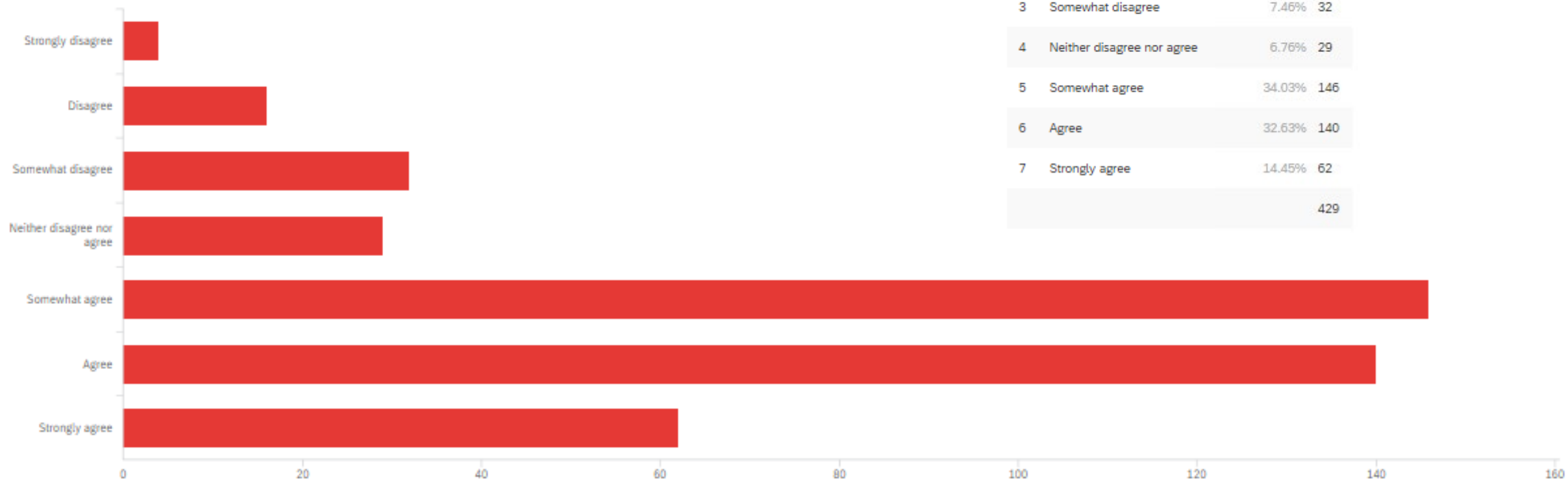
Page Options ▾



#	Field	Choice Count
1	Strongly disagree	1.15% 5
2	Disagree	2.31% 10
3	Somewhat disagree	3.70% 16
4	Neither disagree nor agree	3.46% 15
5	Somewhat agree	15.01% 65
6	Agree	33.72% 146
7	Strongly agree	40.65% 176
		433

#	Field	Minimum	Maximum	Mean	Std Deviation	Variance	Count
1	Our members regularly receive communications from our lake group (i.e. newsletters, social media, etc.).	1.00	7.00	5.93	1.30	1.68	433

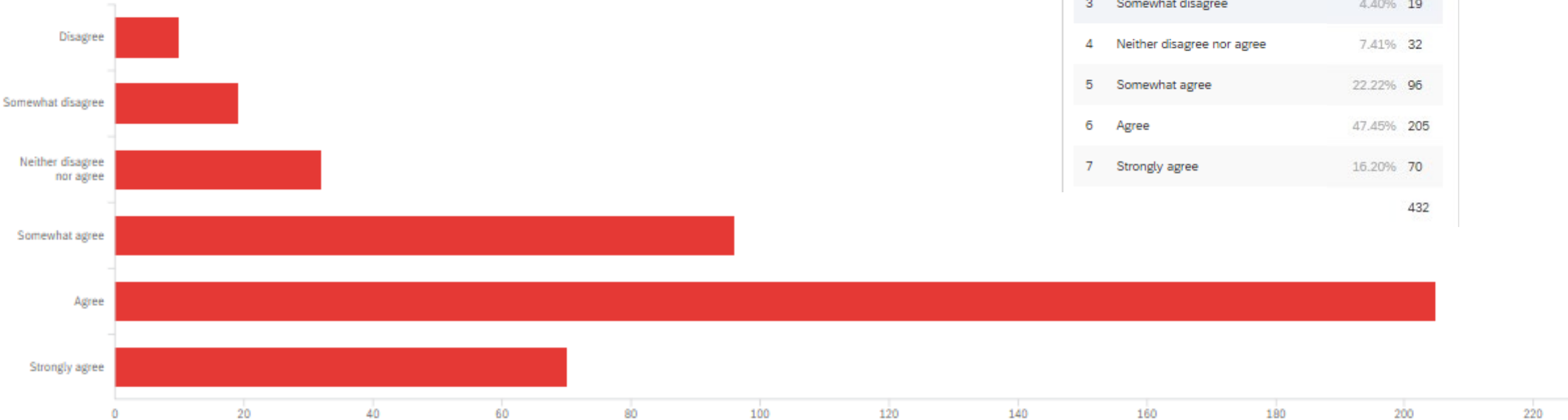
Q9 - Our members are knowledgeable about what it takes to protect or restore the health of the lake.



#	Field	Choice Count
1	Strongly disagree	0.93% 4
2	Disagree	3.73% 16
3	Somewhat disagree	7.46% 32
4	Neither disagree nor agree	6.76% 29
5	Somewhat agree	34.03% 146
6	Agree	32.63% 140
7	Strongly agree	14.45% 62
		429

#	Field	Minimum	Maximum	Mean	Std Deviation	Variance	Count
1	Our members are knowledgeable about what it takes to protect or restore the health of the lake.	1.00	7.00	5.25	1.30	1.69	429

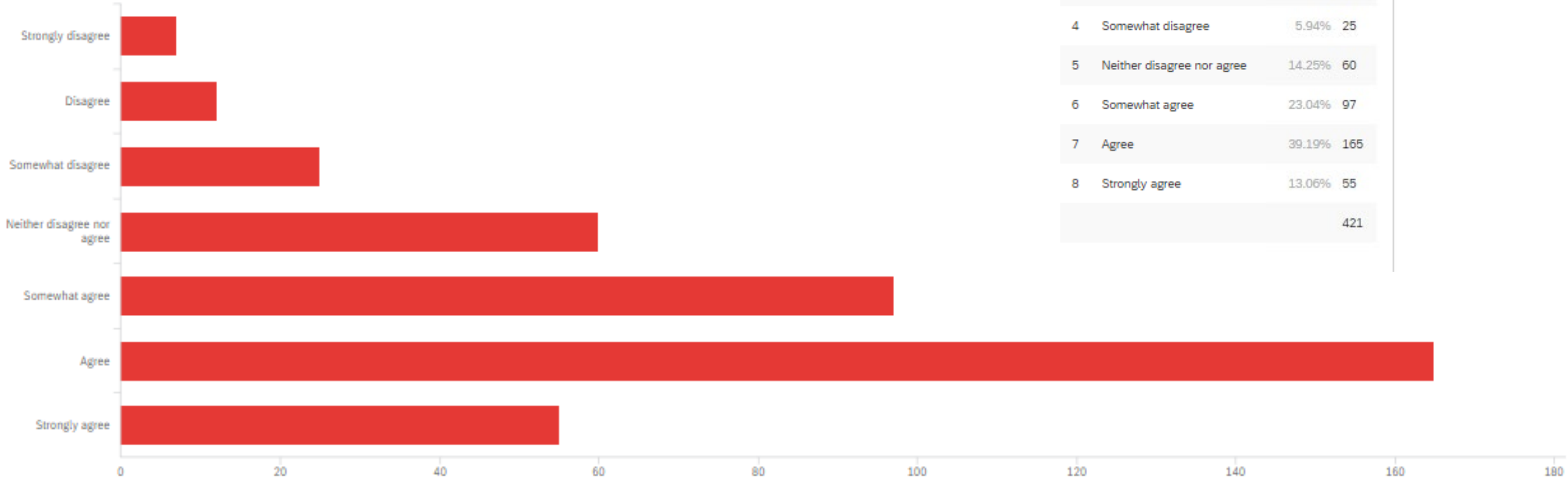
Q10 - Our members are aware of the opportunities for them to be more involved (i.e. projects, board positions, etc.).



#	Field	Choice Count
2	Disagree	2.31% 10
3	Somewhat disagree	4.40% 19
4	Neither disagree nor agree	7.41% 32
5	Somewhat agree	22.22% 96
6	Agree	47.45% 205
7	Strongly agree	16.20% 70

#	Field	Minimum	Maximum	Mean	Std Deviation	Variance	Count
1	Our members are aware of the opportunities for them to be more involved (i.e. projects, board positions, etc.).	2.00	7.00	5.57	1.12	1.26	432

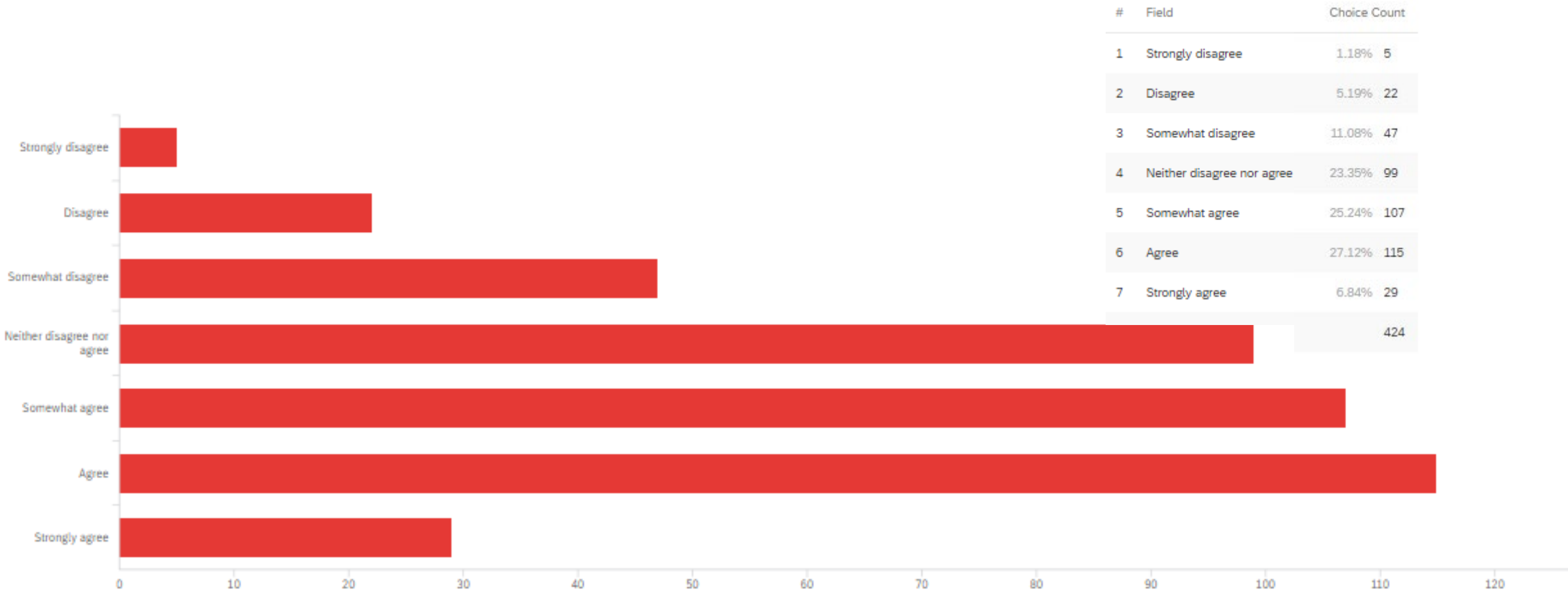
Q11 - Our members feel like they have an active say in identifying lake management priorities.



#	Field	Choice Count
2	Strongly disagree	1.66% 7
3	Disagree	2.85% 12
4	Somewhat disagree	5.94% 25
5	Neither disagree nor agree	14.25% 60
6	Somewhat agree	23.04% 97
7	Agree	39.19% 165
8	Strongly agree	13.06% 55
		421

#	Field	Minimum	Maximum	Mean	Std Deviation	Variance	Count
1	Our members feel like they have an active say in identifying lake management priorities.	2.00	8.00	6.24	1.33	1.76	421

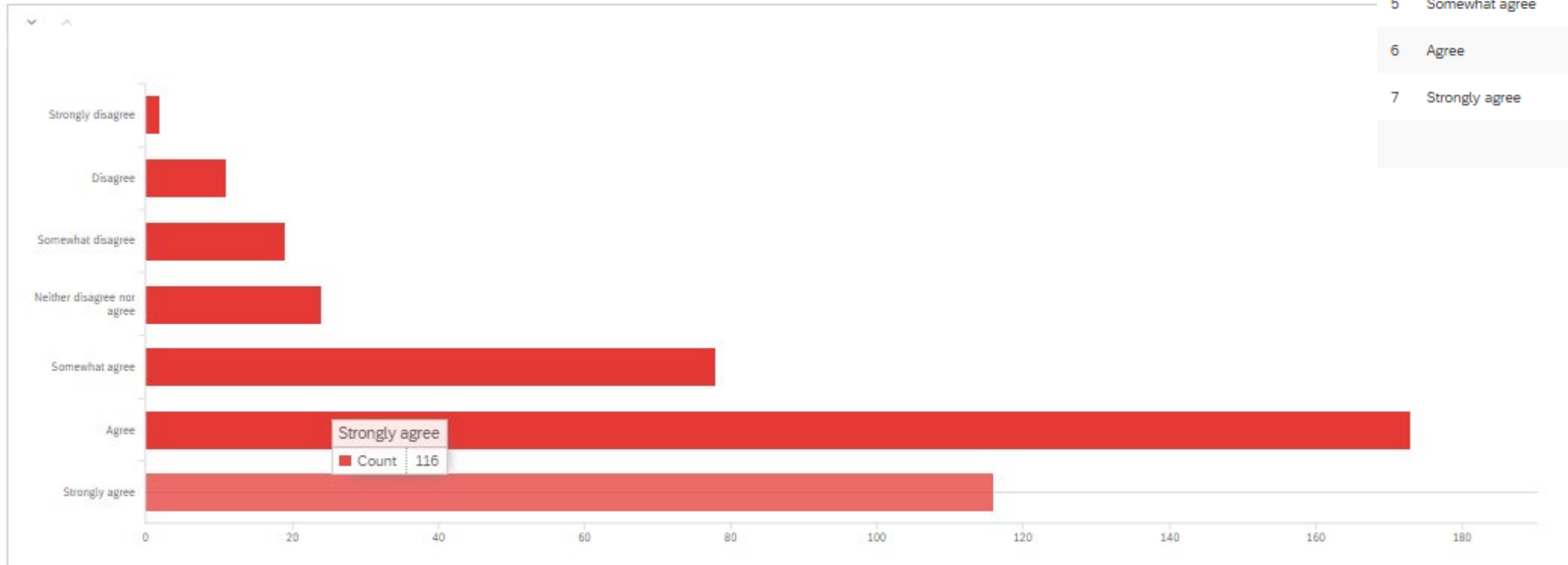
Q12 - Our members know how to utilize their connections to further our mission (i.e. fundraising, member recruitment, etc.).



#	Field	Minimum	Maximum	Mean	Std Deviation	Variance	Count
1	Our members know how to utilize their connections to further our mission (i.e. fundraising, member recruitment, etc.).	1.00	7.00	4.75	1.35	1.81	424

Organization

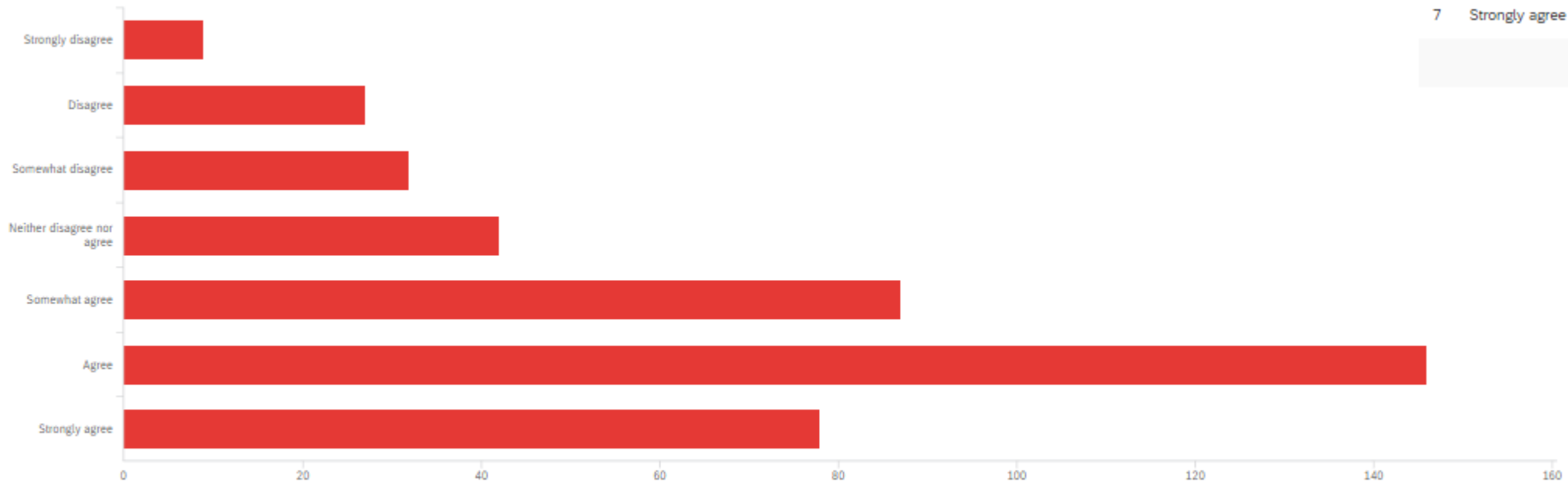
Q14 - Our lake group clearly defines our board members' roles and responsibilities.



#	Field	Choice Count
1	Strongly disagree	0.47% 2
2	Disagree	2.60% 11
3	Somewhat disagree	4.49% 19
4	Neither disagree nor agree	5.67% 24
5	Somewhat agree	18.44% 78
6	Agree	40.90% 173
7	Strongly agree	27.42% 116
		423

#	Field	Minimum	Maximum	Mean	Std Deviation	Variance	Count
1	Our lake group clearly defines our board members' roles and responsibilities.	1.00	7.00	5.71	1.24	1.54	423

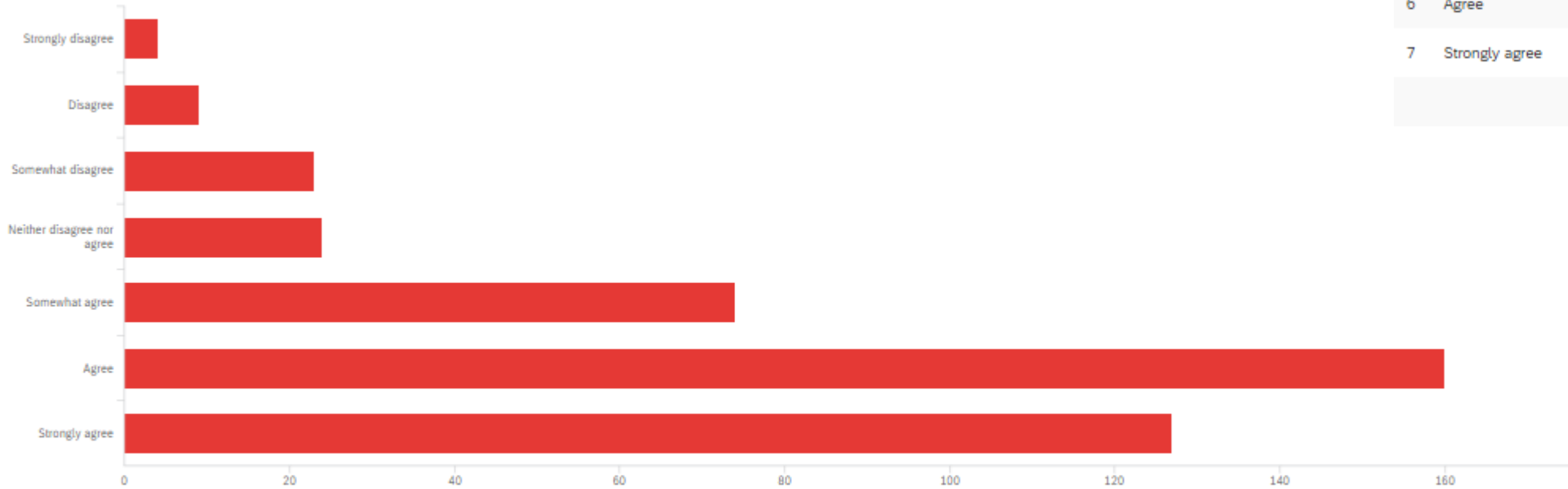
Q15 - Our lake group effectively uses a committee structure to manage projects/tasks.



#	Field	Choice Count
1	Strongly disagree	2.14% 9
2	Disagree	6.41% 27
3	Somewhat disagree	7.60% 32
4	Neither disagree nor agree	9.98% 42
5	Somewhat agree	20.67% 87
6	Agree	34.68% 146
7	Strongly agree	18.53% 78
		421

#	Field	Minimum	Maximum	Mean	Std Deviation	Variance	Count
1	Our lake group effectively uses a committee structure to manage projects/tasks.	1.00	7.00	5.19	1.54	2.38	421

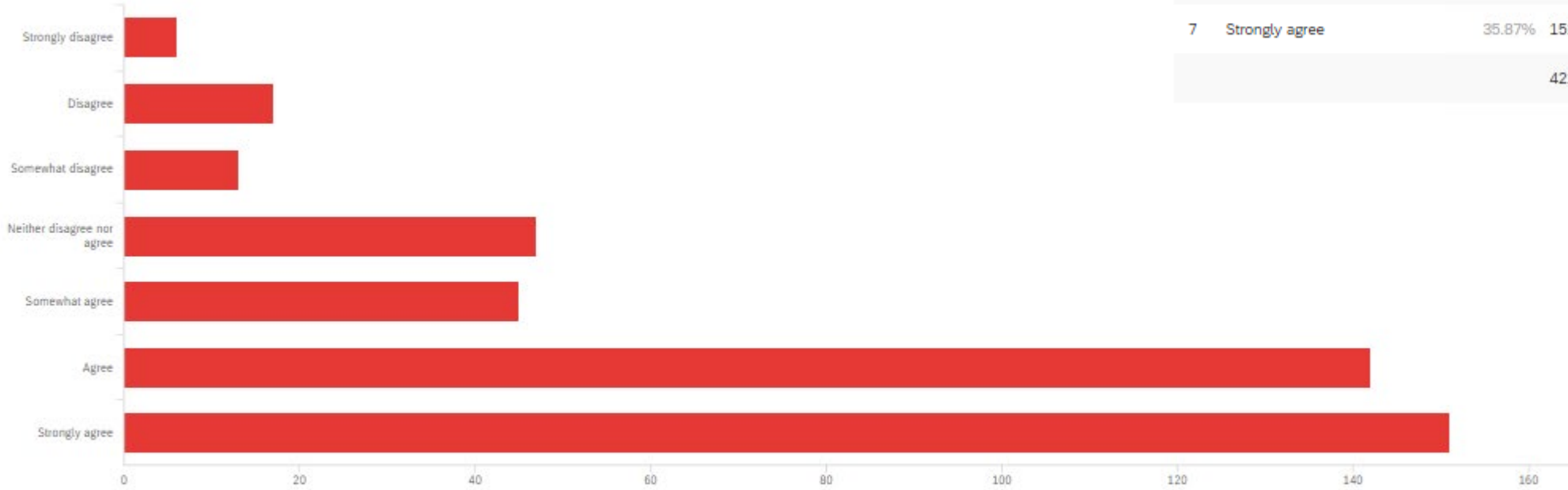
Q16 - Our lake group has an effective system for managing important records (i.e. financial, staff, public relations, etc.).



#	Field	Choice Count
1	Strongly disagree	0.95% 4
2	Disagree	2.14% 9
3	Somewhat disagree	5.46% 23
4	Neither disagree nor agree	5.70% 24
5	Somewhat agree	17.58% 74
6	Agree	38.00% 160
7	Strongly agree	30.17% 127
		421

#	Field	Minimum	Maximum	Mean	Std Deviation	Variance	Count
1	Our lake group has an effective system for managing important records (i.e. financial, staff, public relations, etc.).	1.00	7.00	5.71	1.30	1.70	421

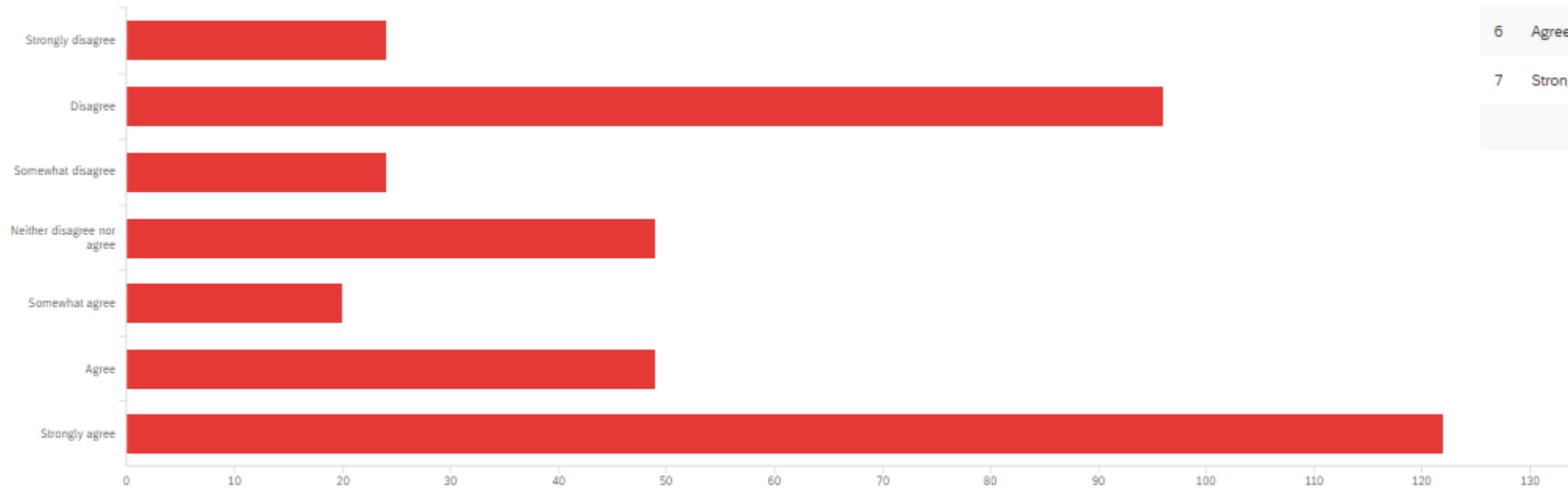
Q17 - Our lake group closely follows an annual budget.



#	Field	Choice Count
1	Strongly disagree	1.43% 6
2	Disagree	4.04% 17
3	Somewhat disagree	3.09% 13
4	Neither disagree nor agree	11.16% 47
5	Somewhat agree	10.69% 45
6	Agree	33.73% 142
7	Strongly agree	35.87% 151
		421

#	Field	Minimum	Maximum	Mean	Std Deviation	Variance	Count
1	Our lake group closely follows an annual budget.	1.00	7.00	5.70	1.45	2.10	421

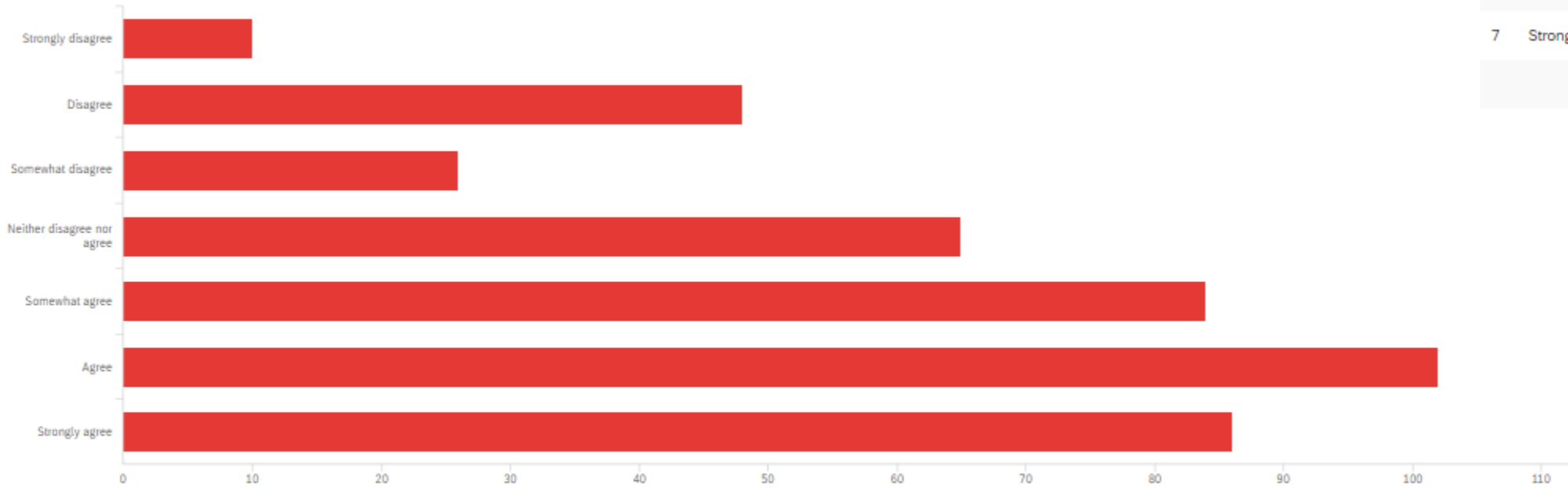
Q18 - Our lake group regularly asks someone external from the board to review our finances.



#	Field	Choice Count
1	Strongly disagree	6.25% 24
2	Disagree	25.00% 96
3	Somewhat disagree	6.25% 24
4	Neither disagree nor agree	12.76% 49
5	Somewhat agree	5.21% 20
6	Agree	12.76% 49
7	Strongly agree	31.77% 122
		384

#	Field	Minimum	Maximum	Mean	Std Deviation	Variance	Count
1	Our lake group regularly asks someone external from the board to review our finances.	1.00	7.00	4.51	2.19	4.79	384

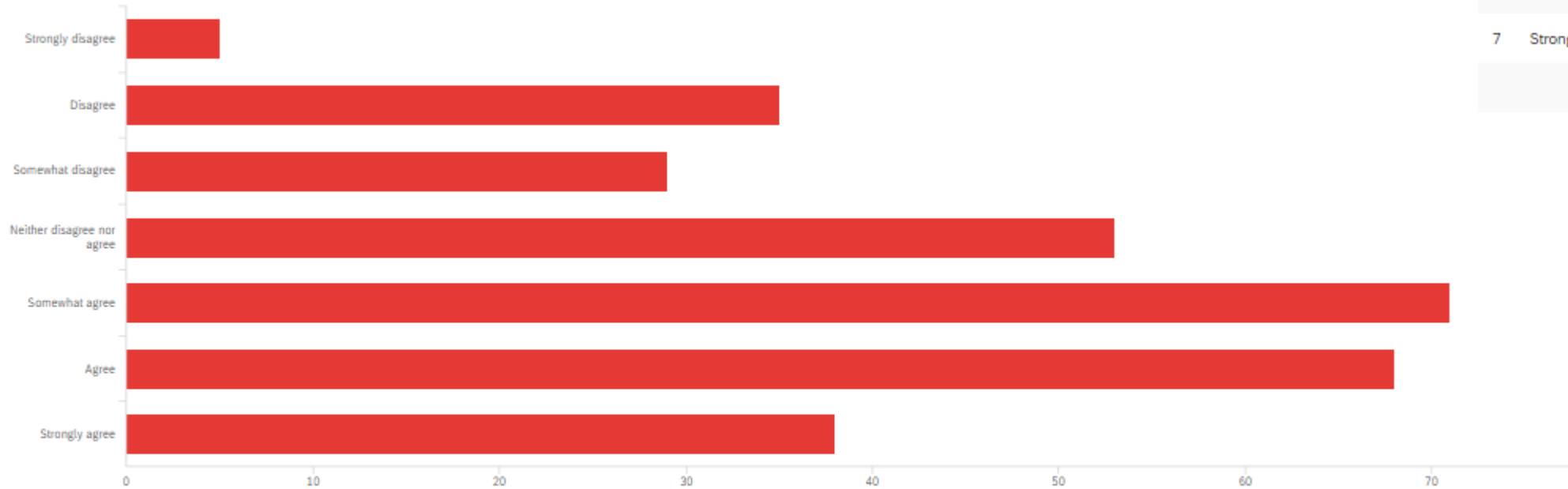
Q19 - Our lake group intentionally recruits board members, project volunteers and/or paid staff who enhance our ability to take action (i.e. project manag...



#	Field	Choice Count
1	Strongly disagree	2.38% 10
2	Disagree	11.40% 48
3	Somewhat disagree	6.18% 26
4	Neither disagree nor agree	15.44% 65
5	Somewhat agree	19.95% 84
6	Agree	24.23% 102
7	Strongly agree	20.43% 86
		421

#	Field	Minimum	Maximum	Mean	Std Deviation	Variance	Count
1	Our lake group intentionally recruits board members, project volunteers and/or paid staff who enhance our ability to take action (i.e. project management, accounting, fundraising, etc.).	1.00	7.00	4.94	1.69	2.86	421

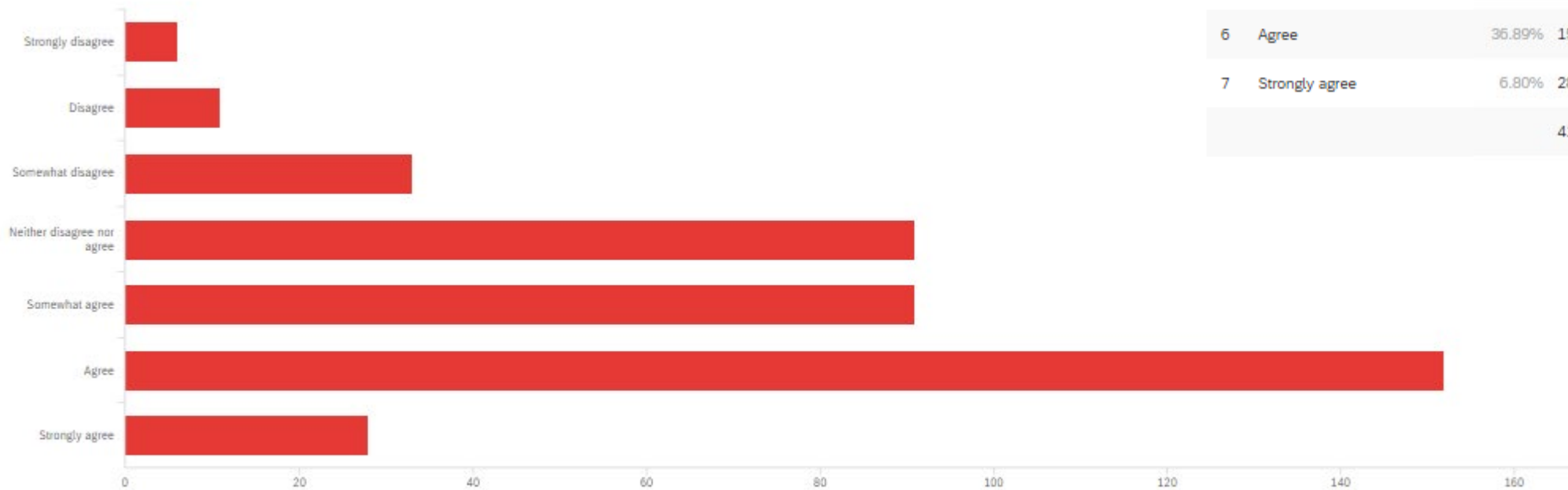
Q20 - Our lake group has an effective strategy for retaining and/or growing our membership (if you belong to a lake district, please skip this question).



#	Field	Choice Count
1	Strongly disagree	1.67% 5
2	Disagree	11.71% 35
3	Somewhat disagree	9.70% 29
4	Neither disagree nor agree	17.73% 53
5	Somewhat agree	23.75% 71
6	Agree	22.74% 68
7	Strongly agree	12.71% 38
		299

#	Field	Minimum	Maximum	Mean	Std Deviation	Variance	Count
1	Our lake group has an effective strategy for retaining and/or growing our membership (if you belong to a lake district, please skip this question).	1.00	7.00	4.69	1.59	2.53	299

Q21 - Our lake group is effective at managing conflict.

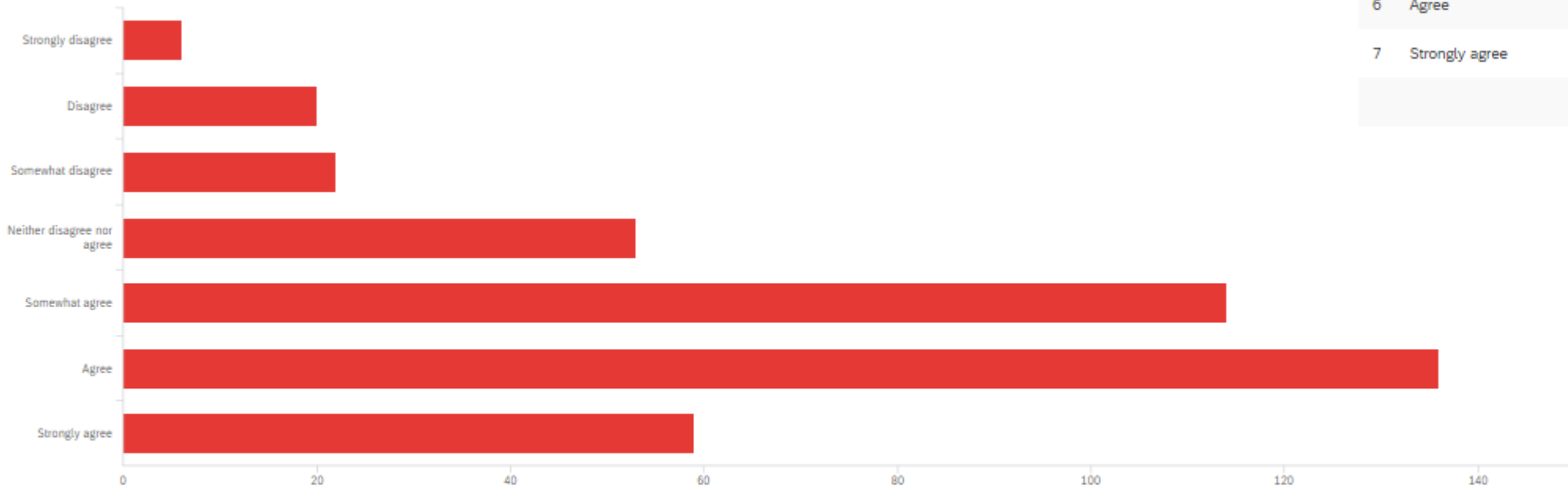


#	Field	Choice Count
1	Strongly disagree	1.46% 6
2	Disagree	2.67% 11
3	Somewhat disagree	8.01% 33
4	Neither disagree nor agree	22.09% 91
5	Somewhat agree	22.09% 91
6	Agree	36.89% 152
7	Strongly agree	6.80% 28
		412

#	Field	Minimum	Maximum	Mean	Std Deviation	Variance	Count
1	Our lake group is effective at managing conflict.	1.00	7.00	4.99	1.29	1.66	412

Relationships

Q23 - Our lake group effectively communicates with other groups whose work overlaps with our mission.

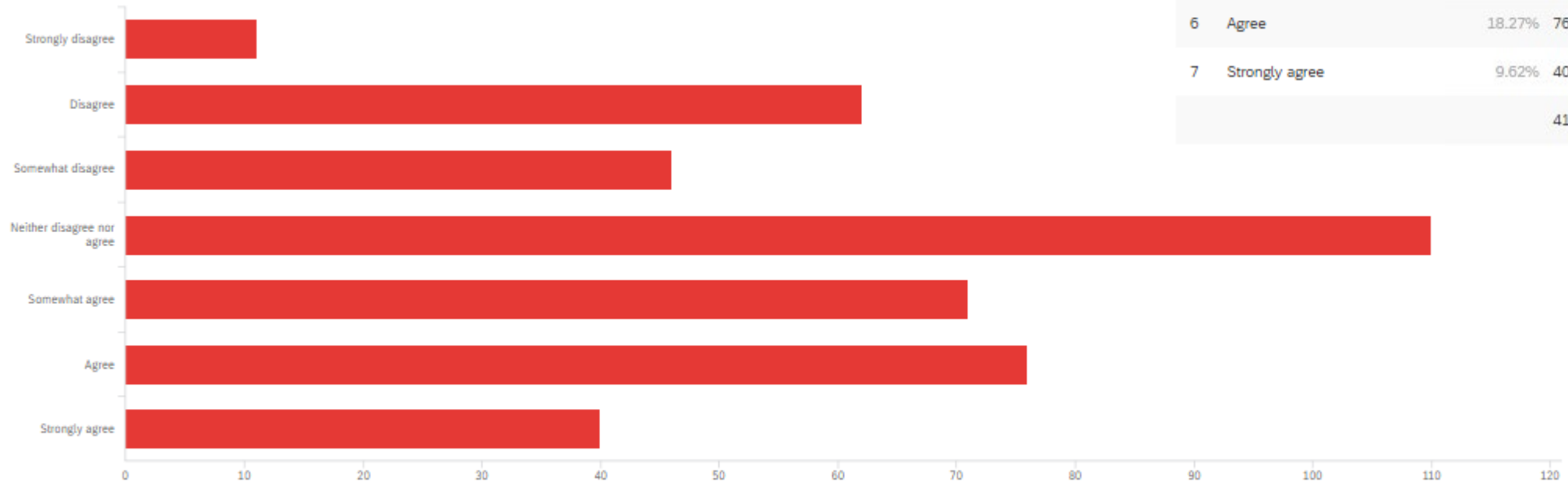


#	Field	Choice Count
1	Strongly disagree	1.46% 6
2	Disagree	4.88% 20
3	Somewhat disagree	5.37% 22
4	Neither disagree nor agree	12.93% 53
5	Somewhat agree	27.80% 114
6	Agree	33.17% 136
7	Strongly agree	14.39% 59
		410

#	Field	Minimum	Maximum	Mean	Std Deviation	Variance	Count
1	Our lake group effectively communicates with other groups whose work overlaps with our mission.	1.00	7.00	5.18	1.38	1.89	410

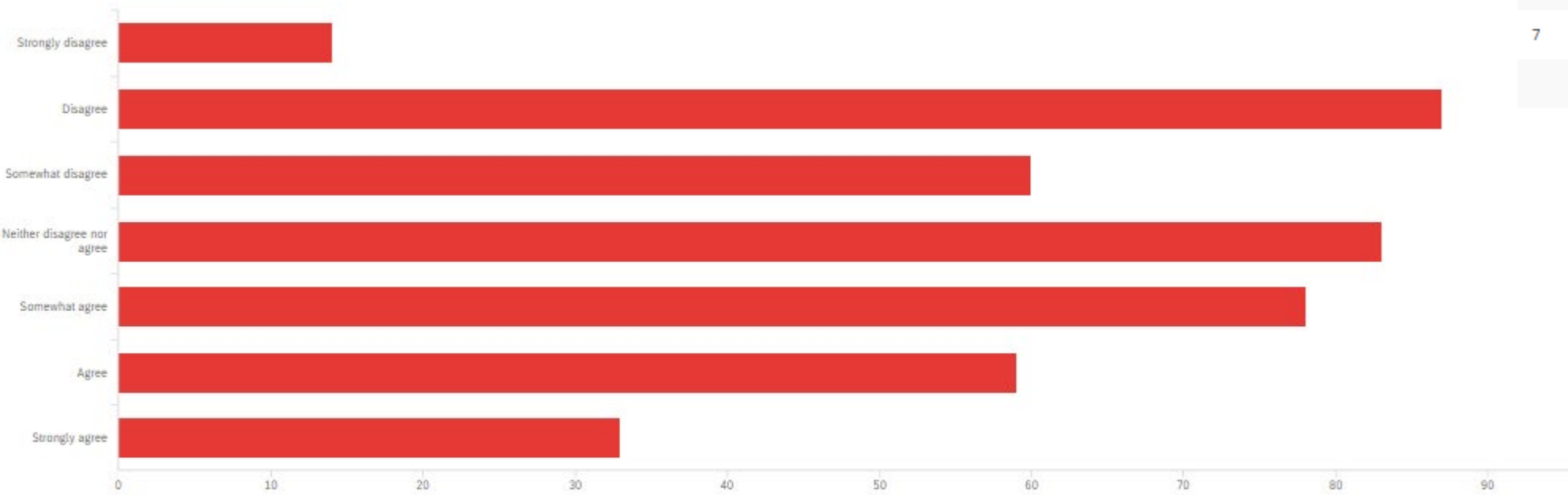
Q24 - Our lake group effectively partners with other groups to plan projects/programs (i.e. fundraising, co-hosting events, etc.).

#	Field	Choice Count
1	Strongly disagree	2.64% 11
2	Disagree	14.90% 62
3	Somewhat disagree	11.06% 46
4	Neither disagree nor agree	26.44% 110
5	Somewhat agree	17.07% 71
6	Agree	18.27% 76
7	Strongly agree	9.62% 40
		416



#	Field	Minimum	Maximum	Mean	Std Deviation	Variance	Count
1	Our lake group effectively partners with other groups to plan projects/programs (i.e. fundraising, co-hosting events, etc.).	1.00	7.00	4.34	1.61	2.60	416

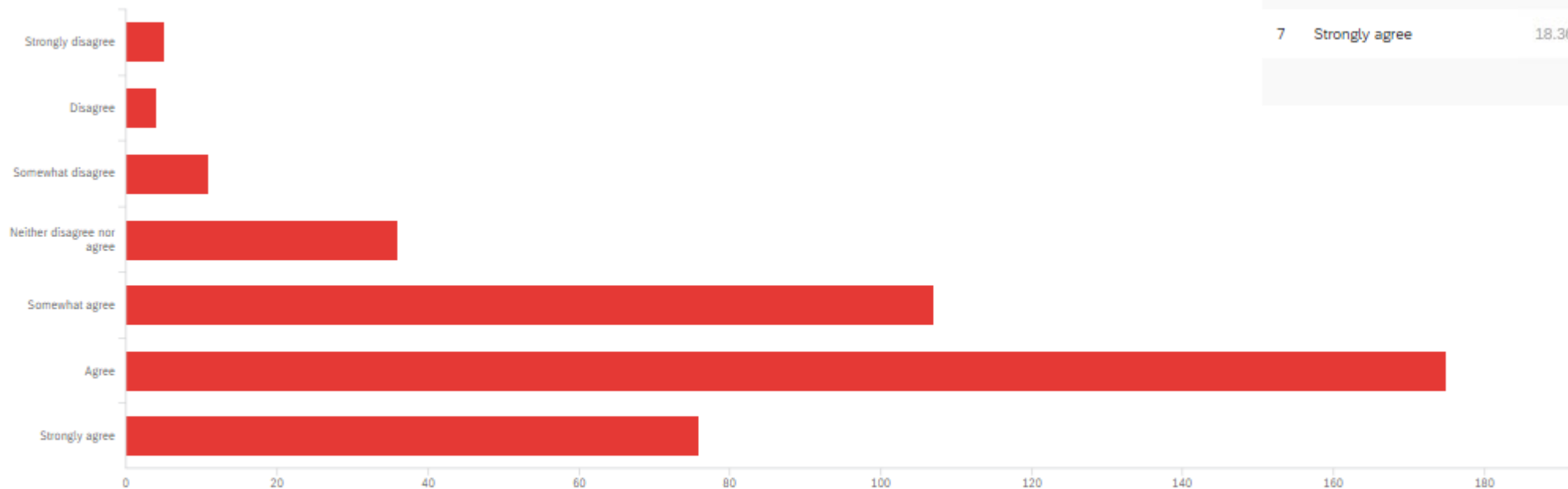
Q25 - Our lake group regularly participates in broader community improvement projects.



#	Field	Choice Count
1	Strongly disagree	3.38% 14
2	Disagree	21.01% 87
3	Somewhat disagree	14.49% 60
4	Neither disagree nor agree	20.05% 83
5	Somewhat agree	18.84% 78
6	Agree	14.25% 59
7	Strongly agree	7.97% 33
		414

#	Field	Minimum	Maximum	Mean	Std Deviation	Variance	Count
1	Our lake group regularly participates in broader community improvement projects.	1.00	7.00	4.05	1.66	2.76	414

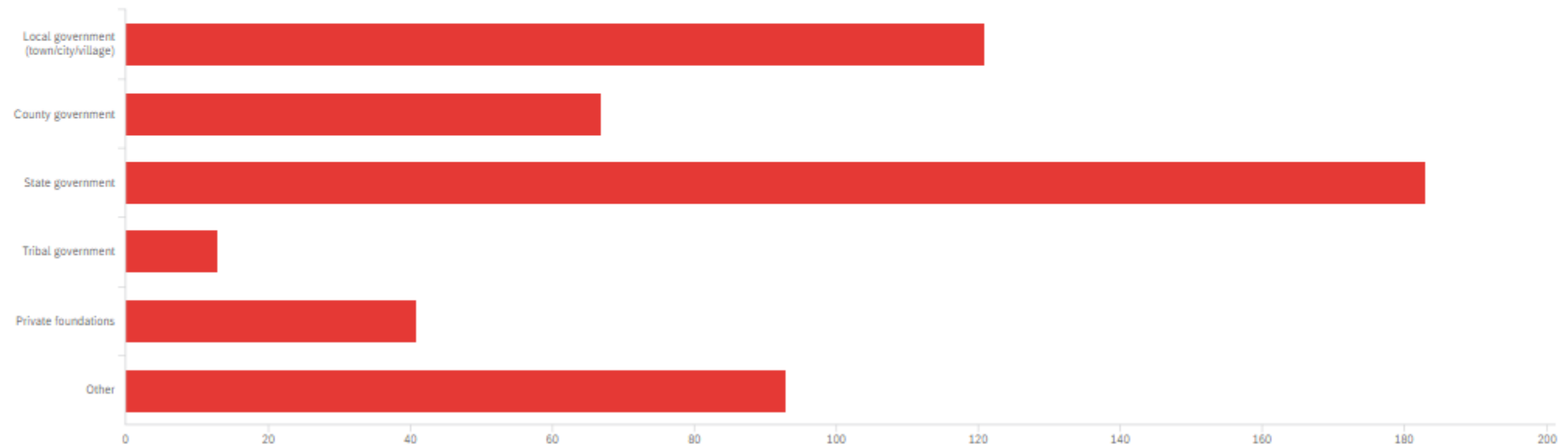
Q26 - Our lake group knows who to turn to when we encounter issues that we cannot address.



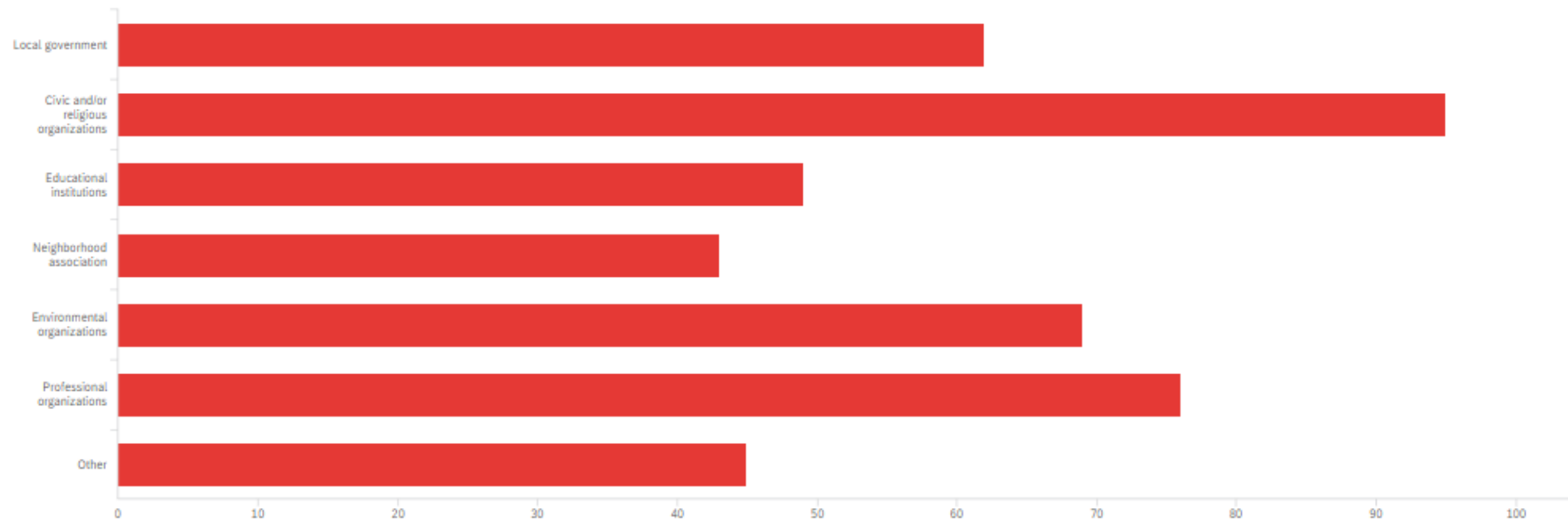
#	Field	Choice Count
1	Strongly disagree	1.21% 5
2	Disagree	0.97% 4
3	Somewhat disagree	2.66% 11
4	Neither disagree nor agree	8.70% 36
5	Somewhat agree	25.85% 107
6	Agree	42.27% 175
7	Strongly agree	18.36% 76
		414

#	Field	Minimum	Maximum	Mean	Std Deviation	Variance	Count
1	Our lake group knows who to turn to when we encounter issues that we cannot address.	1.00	7.00	5.57	1.14	1.30	414

Q27 - In the past two years, our lake group has received financial support from the following (check all that apply):



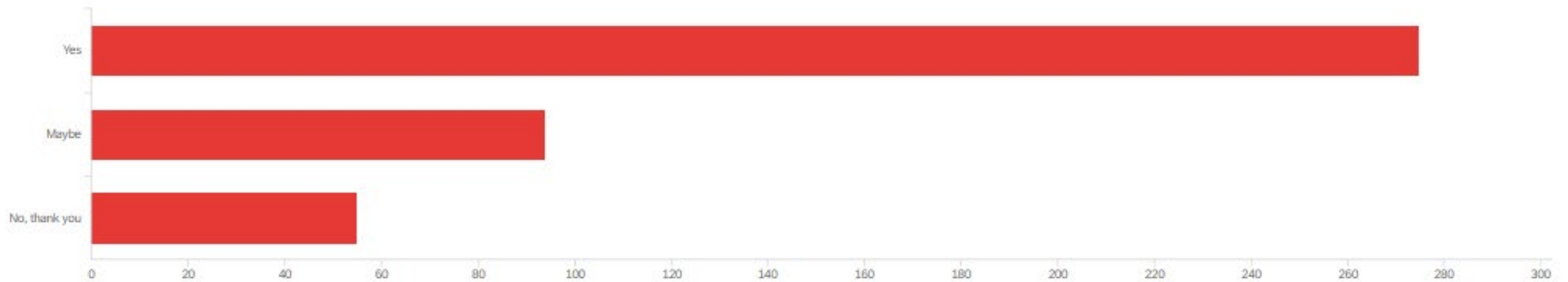
#	Field	Choice Count
1	Local government (town/city/village)	23.36% 121
2	County government	12.93% 67
3	State government	35.33% 183
4	Tribal government	2.51% 13
5	Private foundations	7.92% 41
6	Other	17.95% 93



#	Field	Choice Count
1	Local government	14.12% 62
2	Civic and/or religious organizations	21.64% 95
3	Educational institutions	11.16% 49
4	Neighborhood association	9.79% 43
5	Environmental organizations	15.72% 69
6	Professional organizations	17.31% 76
7	Other	10.25% 45
		439

Summary Questions

Q29 - One of the purposes of this survey is to gauge lake groups' interest in receiving support from the University of Wisconsin Division of Extension to help your lake group achieve its goals. Would you be interested in hearing more about future opportunities?



#	Field	Minimum	Maximum	Mean	Std Deviation	Variance	Count
1	One of the purposes of this survey is to gauge lake groups' interest in receiving support from the University of Wisconsin Division of Extension to help your lake group achieve its goals. Would you be interested in hearing more about future opportunities?	4.00	6.00	4.48	0.71	0.51	424

#	Field	Choice Count
4	Yes	64.86% 275
5	Maybe	22.17% 94
6	No, thank you	12.97% 55
		424

In your opinion, what kind of help is needed most by your lake group right now?

