

Water Action Volunteers

Citizen Stream Monitoring Program Incorporating Aquatic Invasive Species Monitoring

Peggy Compton
UW-Extension
Water Action Volunteers Coordinator

April 7, 2017



dnr.wi.gov



www.uwex.edu



erc.cals.wisc.edu

Water Action Volunteers

Why Monitor?

- To help preserve and protect Wisconsin's 86,000 miles of rivers.



Water Action Volunteers

- To educate citizens about the status of our waters.



Water Action Volunteers

- To obtain water resource data useful for DNR and local decision-making.
 - Characterize a stream or region
 - Assess long-term water quality trends
 - Needed for state and federal reporting
 - Assess streams' potential for various uses



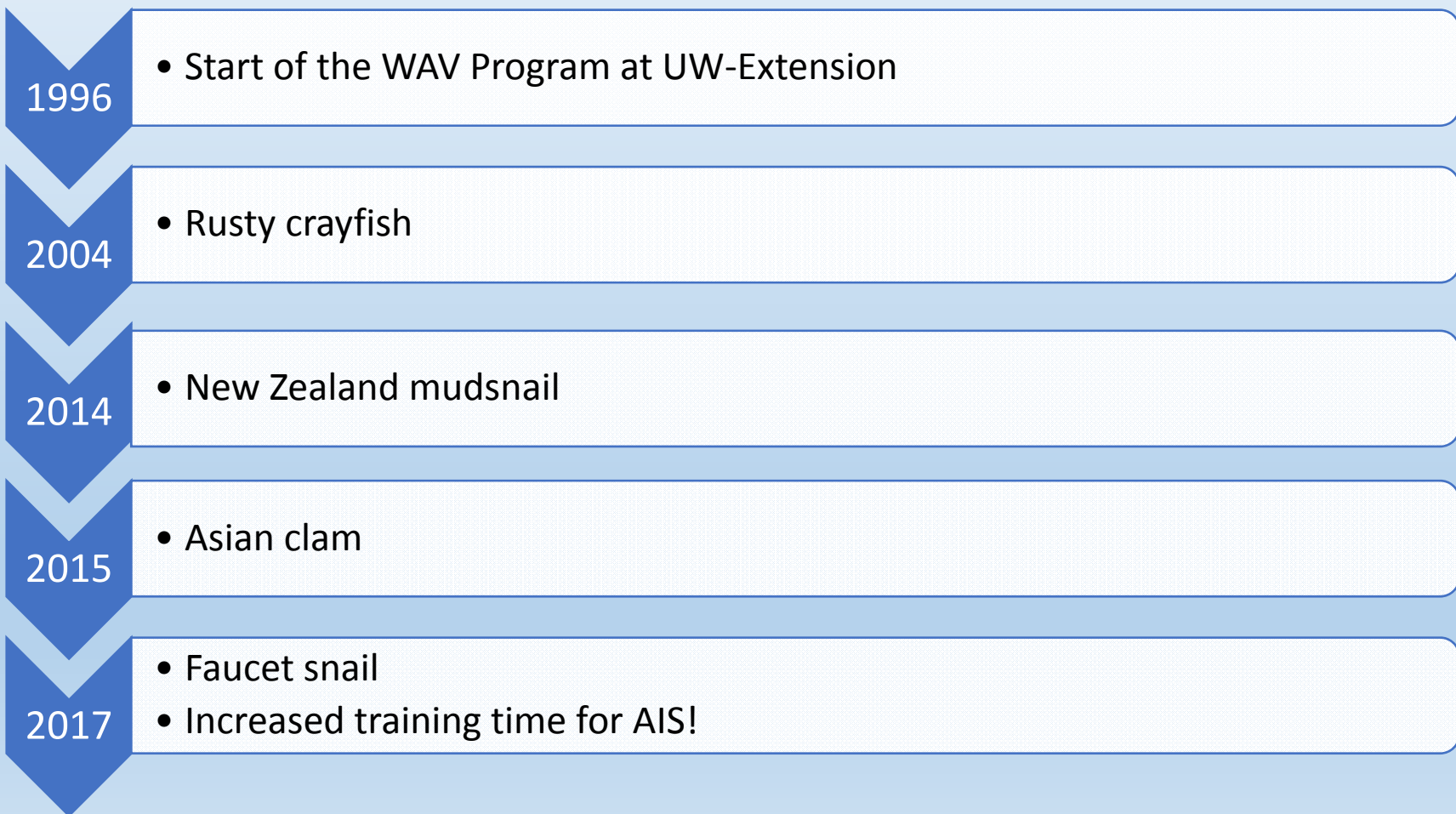
Water Action Volunteers

- To share knowledge and data and advocate for the protection of our water resources.



Water Action Volunteers

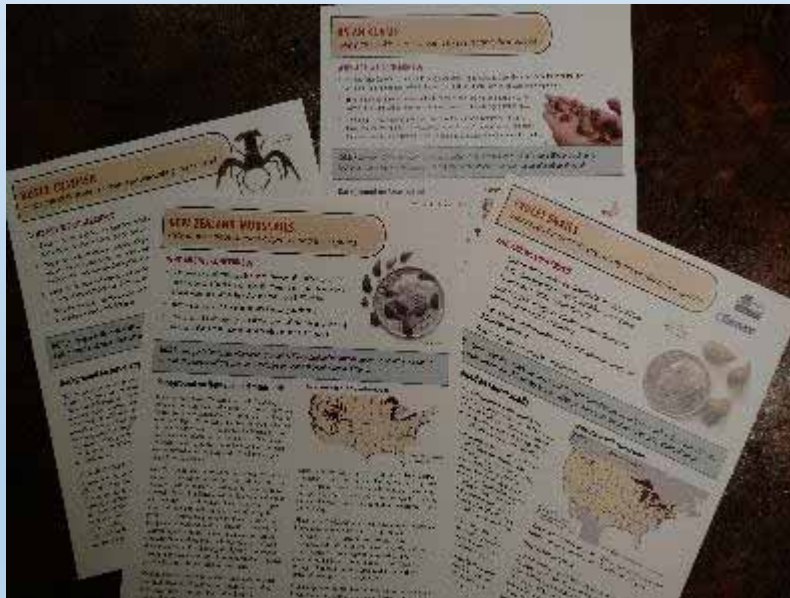
Timeline – AIS Additions



Water Action Volunteers

Training:

Factsheets and instruction included in Level 1 Introductory Monitoring training.



EQUIPMENT NEEDED:




- All equipment described in the other Water Action Volunteer fact sheets
- Two 2 liter measuring jugs (one with and one without lid)
- Tank to at least 1000 liters (plastic or metal) or 2000 liters
- Ice several times optional
- Javel or a piece of bleach
- A pair of gloves (optional)
- Soap for washing water
- Goggles for safety
- Stethoscope (optional)

MONITORING PROCEDURE:

1. Sample at least 100 meters upstream from any point source of pollution and at least 100 meters downstream from any point source of pollution. If you are in a stream, sample at least 100 meters upstream and 100 meters downstream from any point source of pollution.
2. If you are in a stream, sample at least 100 meters upstream and 100 meters downstream from any point source of pollution.
3. Sample at least 100 meters upstream and 100 meters downstream from any point source of pollution.
4. If you are in a stream, sample at least 100 meters upstream and 100 meters downstream from any point source of pollution.
5. Sample at least 100 meters upstream and 100 meters downstream from any point source of pollution.
6. Sample at least 100 meters upstream and 100 meters downstream from any point source of pollution.
7. Sample at least 100 meters upstream and 100 meters downstream from any point source of pollution.
8. Sample at least 100 meters upstream and 100 meters downstream from any point source of pollution.
9. Sample at least 100 meters upstream and 100 meters downstream from any point source of pollution.
10. Sample at least 100 meters upstream and 100 meters downstream from any point source of pollution.
11. Sample at least 100 meters upstream and 100 meters downstream from any point source of pollution.

CLEANING PROCEDURES

Before you start:
WASH your hands.
BEFORE LEAVING THE STREAM:
INSPECT your results.
RINSE your equipment.
SCUB your equipment.
RINSE your equipment.
DRY your equipment.
When you return to another stream site:
BEFORE ENTERING ANOTHER STREAM:
SWITCH to another stream site.
FREEZE your equipment.
STEAM CLEAN your equipment.
STIRK your equipment.

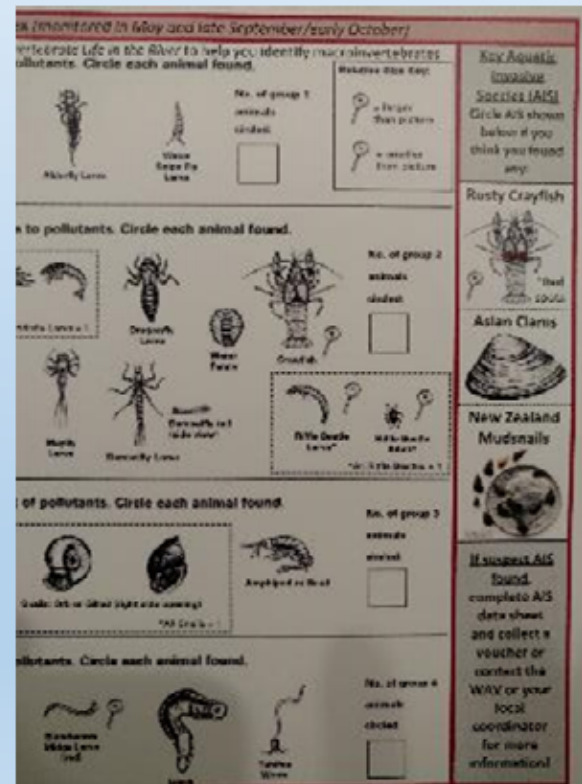
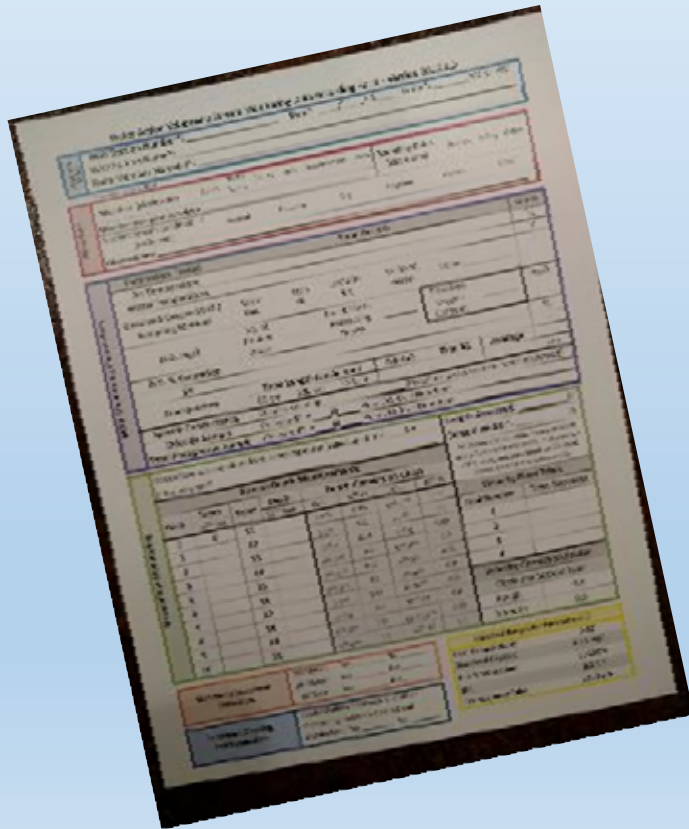
Water Action Volunteers   

Water Action Volunteers is a registered 501(c)(3) non-profit organization. All equipment and materials are provided to volunteers at no cost. This program is supported by the National Science Foundation (NSF) and the National Oceanic and Atmospheric Administration (NOAA). For more information, visit www.wateractionvolunteers.org.

Water Action Volunteers

Data Collection and Reporting:

Multi-parameter Data Collection Sheet:



Water Action Volunteers

What's next?

- Increased emphasis on gear disinfection
- Partnering in the New Zealand NZM response
- Partnering on “snapshot” efforts
- Additional species?

Streamflow	5	15	2 ^{1/4} , 3 ^{1/4}	0.25	8 ^{1/4} , 9 ^{1/4}
	6	16	3 ^{1/8} , 3 ^{7/8}	0.3	9 ^{1/8} , 9 ^{7/8}
	7	17	4-4 ^{3/8}	0.35	10-10 ^{3/8}
	8	18	4 ^{1/2} -5	0.4	10 ^{1/2} -11
	9	19	5 ^{1/8} , 5 ^{5/8}	0.45	11 ^{1/8} , 11 ^{5/8}
	10	20	5 ^{3/4} , 6 ^{1/4}	0.5	11 ^{3/4} , 12

Monitoring Equipment Calibration	DO Meter:	Yes _____	No _____
	pH Meter:	Yes _____	No _____
	ECTestr	Yes _____	No _____
Equipment Cleaning and Disinfection	Boots/Waders/Footwear and other monitoring materials cleaned and disinfected? Yes _____ No _____		