



# UNIVERSITY CENTERS

## EDUCATIONAL PROGRAM & SERVICE REPORT 2017 - 2018



University Centers  
University of Wisconsin-Stevens Point





## MESSAGE FROM OUR DIRECTOR

As the University Centers, we're committed to helping educate, engage, entertain and serve. With three buildings, 23 programs and countless out-of-the-classroom experiences, we bring the people, programs and places of our campus together, serving as the hub of student life. We love what we do, and we're proud to do it.

The details inside this Educational Program & Service Report highlight just some of our accomplishments throughout the 2017 - 2018 academic year. It provides a helpful overview, but certainly doesn't tell our whole story. I urge you to dig deeper. Explore our webpages, stop in any of our facilities, come to one of our events, have a conversation with one of our professional staff or student employees—whatever you choose, I'm confident you'll find an even better window into who we are and what we do.

Best wishes for continued success,

A handwritten signature in black ink that reads 'Laura Ketchum-Ciftci'. The signature is written in a cursive style with a large, looped 'L' and 'C'.

Laura Ketchum-Ciftci, PhD  
Director, UWSP University Centers





# OUR MISSION, VISION AND VALUES

## Mission

We believe in student success, implementing transformational *learning experiences*, providing essential *services* to the campus and creating inclusive and unique *environments* where students can feel at home, *connect* and grow.

## Vision

We aspire to transform the lives of students.

## Values

Community	Diversity
Engagement	Ethics/Integrity
Fun	Involvement
Learning	Sound Business Practices



# OUR FOUR CORE PILLARS

## **1. Services**

Provide quality, cost-effective and convenient services as guided by student input.

## **2. Learning Experiences**

Engage students through employment, service and leadership opportunities that teach personal and professional skill development and the social change model.

## **3. Connections**

Develop and promote activities that enhance a sense of belonging, encourage positive student interaction and provide for fun, fitness and balance.

## **4. Environments**

Create and manage a variety of environmentally friendly, safe, comfortable, clean and accessible environments that encourage the university community to gather, formally and informally.



## EDUCATE. EXPERIENCE. EXPLORE. ENTERTAIN. EMPLOY.

*Campus Activities and Student Engagement (CASE) provides UWSP students with leadership and involvement resources and opportunities to fulfill the five “Es” throughout their collegiate career.*



LEADERSHIP



STUDENT  
ORGANIZATIONS



VOLUNTEER



GREEK LIFE



BASEMENT  
BREWHAUS



CENTERTAINMENT  
PRODUCTIONS



EMPLOYMENT




## CAMPUS ACTIVITIES AND STUDENT ENGAGEMENT

### Basement Brewhaus

Cups of coffee sold  x 7,992

Specialty drinks sold  
(mocha, latte, chai, etc.)  x 24,939

Hours of gaming  
(billiards, foosball and darts only)  x 2,740



## CAMPUS ACTIVITIES AND STUDENT ENGAGEMENT

### Blood Drives (4 per year)

Number of  
donors  x 556

Number of  
volunteers  x 206

Units of  
blood donated  x 494





## CAMPUS ACTIVITIES AND STUDENT ENGAGEMENT

### Centertainment

Number of  
programs offered  x 107


Number of attendees  
(students & non-students)  x 11,279

Number of  
movie showings  x 56



# CAMPUS ACTIVITIES AND STUDENT ENGAGEMENT

## Student Leadership and Involvement





## CAMPUS ACTIVITIES AND STUDENT ENGAGEMENT

### UWSP Student Employment

Number of students  
on campus payroll  x **2,733**

On-campus  
payroll earnings  **\$6,564,144**

Number of jobs posted  
on campus QUEST system  x **1,530**

Off-campus  
employment earnings  **\$457,000**

Number of students hired  
for off-campus positions  x **132**

QUEST trainings offered  x **66**



# CAMPUS ACTIVITIES AND STUDENT ENGAGEMENT

## Volunteer Program

Service event  
participants  x 621

Service trip  
participants  x 10

The Cupboard  
volunteers  x 49

Number of UWSP students who  
participated in CASE volunteer events  x 886

Total recorded  
volunteer hours  x 2,940



## FITNESS AND RECREATION. REDEFINED.

*Through **Fitness and Recreation Programs** at UWSP, we offer students a variety of choices to have fun, get out and be active on campus.*



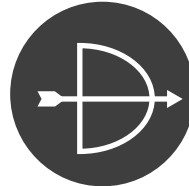
CARDIO  
CENTER



GROUP  
FITNESS



INTRAMURALS



CLUB SPORTS



OUTDOOR  
RENTALS



STRENGTH  
FITNESS CENTER



OPEN  
RECREATION



CLIMBING  
WALL



AQUATICS  
CENTER



## FITNESS AND RECREATION PROGRAMS

### Cardio Center and Group Fitness

Memberships  x 994

Free fitness hours offered  x 496

Group fitness classes offered  x 1,400

Open hours per week  x 120

Group fitness participants  x 6,500



## FITNESS AND RECREATION PROGRAMS

### Intramurals, Club Sports and Outdoor Rentals

Intramurals participants



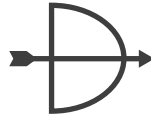
x 5,468

Intramurals activities offered



x 38

Club Sports organizations



x 29

Number of outdoor gear rentals



x 276



## FITNESS AND RECREATION PROGRAMS

### Strength Fitness Center and HEC Programming

Strength Fitness  
Center memberships  x 1,428

Climbing Wall  
participants  x 1,036

Aquatics Center  
student visits  x 1,500

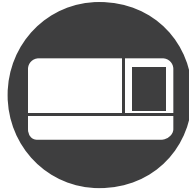
Multi-Activity Center  
open recreation hours daily  x 7





## YOUR UNIVERSITY CENTERS. AT YOUR SERVICE.

*Along with everything we offer through CASE, Fitness and Recreation Programs and the University Store and Text Rental, we're proud to provide an array of additional programs and services critical to student life and success.*



POINTCARD  
OFFICE



UNIVERSITY  
CENTERS  
ADMINISTRATION



UC EVENT  
TECHNICAL  
SERVICES



UNIVERSITY  
CENTERS  
STUDENT  
EMPLOYMENT



CAMPUS  
RESERVATIONS







UNIVERSITY  
INFORMATION  
& TICKETS



# UNIVERSITY CENTERS ADMINISTRATION AND OPERATIONS

## PointCard Office

Deposits		<b>\$6,564,144</b>
PointCards printed		<b>x 2,685</b>
UWSP departmental cards printed		<b>x 2,399</b>
Off-campus meal plans purchased or changed		<b>x 1,284</b>



# UNIVERSITY CENTERS ADMINISTRATION AND OPERATIONS

## University Centers Administration

Full-time staff members within  
the University Centers



x 32

Program units within  
the University Centers



x 23

Vendors leasing space in  
the University Centers



x 3

Departments located in the  
University Centers that report  
to other units on campus



x 8




# UNIVERSITY CENTERS ADMINISTRATION AND OPERATIONS

## University Centers Event Technical Services

Number of bookings from student organizations  x **179** (20.6%)

Number of bookings from campus departments  x **661** (76.0%)

Number of bookings from off-campus groups  x **30** (3.4%)

Technician hours worked  x **8,613**

Gross revenue  **\$56,437**





# UNIVERSITY CENTERS ADMINISTRATION AND OPERATIONS

## University Centers Marketing

Projects completed  x 512

Average turnaround time  x 2 weeks

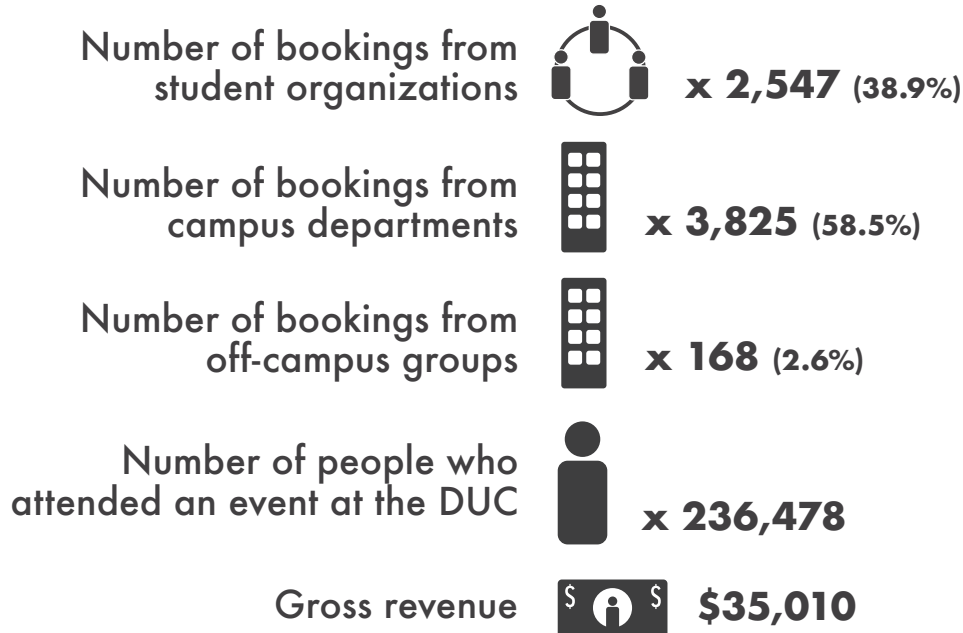
Reduction in rush requests  5%

Collaborators actively engaged in project management  x 64



# UNIVERSITY CENTERS ADMINISTRATION AND OPERATIONS


## University Centers Campus Reservations







# UNIVERSITY CENTERS ADMINISTRATION AND OPERATIONS

## University Centers Student Employment Program

Number of student employees in all units   x **270**

Number of new student employees for the year   x **151**

Student Manager positions within the University Centers  x **24**

Economic impact of the UC student employment program    **\$614,523**

Student employees academically eligible to return to positions   **99.7%**

Percentage of new hires from racially diverse or special populations (International, Veterans, Non-Traditional Students)  **23.2%**



# UNIVERSITY CENTERS ADMINISTRATION AND OPERATIONS

## University Information & Tickets

Number of tickets sold  x **40,684**

Number of ticketed events  x **127**

Number of deposits made by UC Cashier  x **2,877**

Cash counted and processed  **\$1,068,170**





## OUR UNIVERSITY STORE AND TEXT RENTAL HAS OUR STUDENTS COVERED.

*Our **University Store and Text Rental** is home to all the resource materials and supplemental books students may require, as well as plenty of apparel and other items needed to live a seamless Pointer life.*






## UNIVERSITY STORE AND TEXT RENTAL

### Store

Inventory valued at  **\$1,164,513**

Number of items available  x **82,560**

Cash paid out to students in "buybacks"  **\$11,282**

Salary paid out to student employees over fiscal year  **\$127,587**




## UNIVERSITY STORE AND TEXT RENTAL

### Text Rental

Average cost  
of a textbook  **\$103.21**

Current UWSP cost of  
Text Rental to full-time students  **\$166.80/year**

Number of surplus books  
sold at \$1-\$5  **x 9,682**

Number of Textbooks  
used Fall 2017  **x 33,940**

Number of Textbooks  
used Spring 2018  **x 28,636**



***YOUR UNIVERSITY CENTERS.***  
**GREATER THAN THE**  
**SUM OF OUR PARTS.**



**For more information, please contact us:**

**344 Dreyfus University Center | 715-346-3201 | [uwsp.edu/centers](http://uwsp.edu/centers) |**



*No state tax revenue supported the production or printing of this document.*