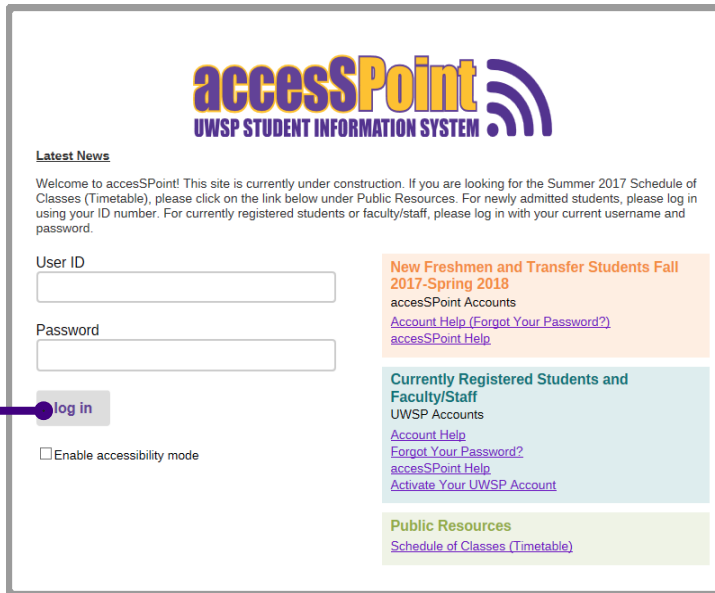


Student Schedule Builder

1 Log Into accesSPoint
Go to <https://accesspoint.uwsp.edu>
Click Log In



accessSPoint
UWSP STUDENT INFORMATION SYSTEM

Latest News
Welcome to accesSPoint! This site is currently under construction. If you are looking for the Summer 2017 Schedule of Classes (Timetable), please click on the link below under Public Resources. For newly admitted students, please log in using your ID number. For currently registered students or faculty/staff, please log in with your current username and password.

User ID

Password

log in

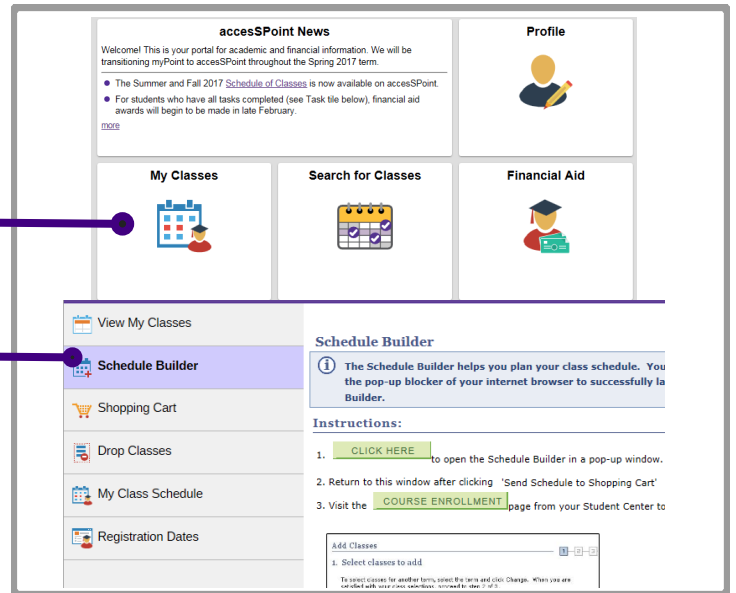
Enable accessibility mode

New Freshmen and Transfer Students Fall 2017-Spring 2018
accessSPoint Accounts
[Account Help \(Forgot Your Password?\)](#)
[accessSPoint Help](#)

Currently Registered Students and Faculty/Staff
UWSP Accounts
[Account Help](#)
[Forgot Your Password?](#)
[accessSPoint Help](#)
[Activate Your UWSP Account](#)

Public Resources
[Schedule of Classes \(Timetable\)](#)

2 Within accesSPoint
Click My Classes
Click Schedule Builder
Follow the Instructions



accessSPoint News
Welcome! This is your portal for academic and financial information. We will be transitioning myPoint to accesSPoint throughout the Spring 2017 term.
• The Summer and Fall 2017 [Schedule of Classes](#) is now available on accesSPoint.
• For students who have all tasks completed (see Task list below), financial aid awards will begin to be made in late February.
[more](#)

Profile

My Classes

Search for Classes

Financial Aid

View My Classes

Schedule Builder

The Schedule Builder helps you plan your class schedule. You the pop-up blocker of your internet browser to successfully la Builder.

Instructions:

1. [CLICK HERE](#) to open the Schedule Builder in a pop-up window.
2. Return to this window after clicking 'Send Schedule to Shopping Cart'
3. Visit the [COURSE ENROLLMENT](#) page from your Student Center to

Add Classes

1. Select classes to add

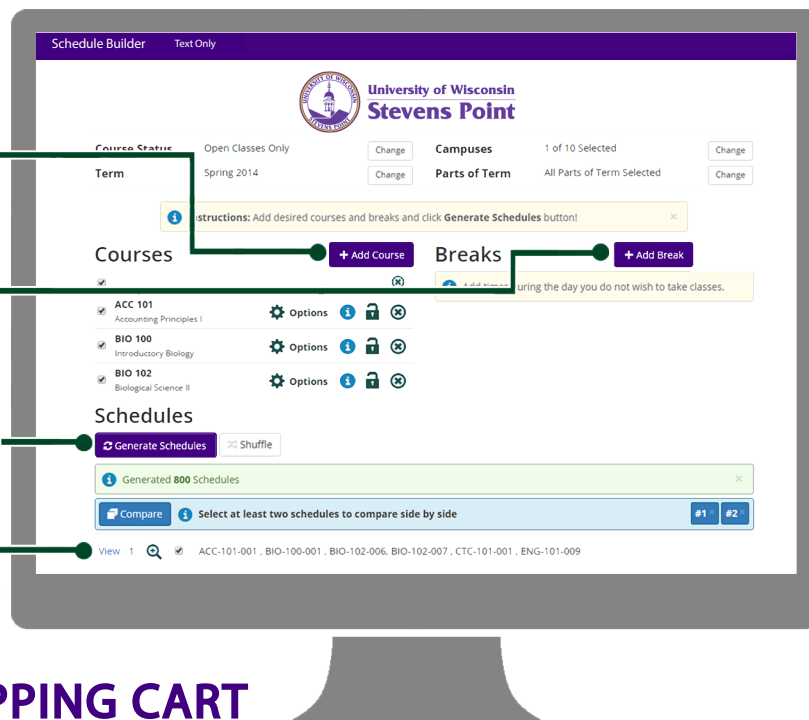
3 ADD COURSES
To Take Next Term

4 ADD BREAKS
To Block Off Times
For No Class

5 GENERATE
All Possible Schedules

6 VIEW
To See Each Schedule

7 SEND TO SHOPPING CART
From the "View" Screen, Click the "Shopping Cart" Button to Begin Registration!



Schedule Builder Text Only

University of Wisconsin Stevens Point

Course Status Open Classes Only

Term Spring 2014

Campuses 1 of 10 Selected

Parts of Term All Parts of Term Selected

Instructions: Add desired courses and breaks and click **Generate Schedules** button!

Courses

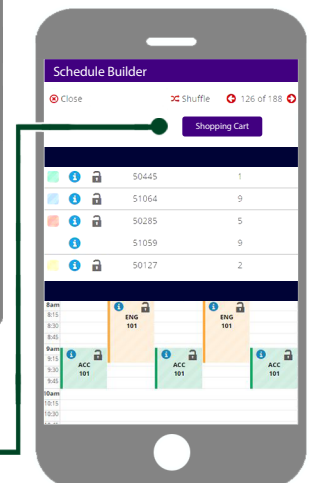
Breaks

Schedules

Generated 800 Schedules

#1 #2

View 1



Schedule Builder

126 of 188

Course ID	Course Name	Credit Hours
50445		1
51064		9
50285		5
51059		9
50127		2

Shopping Cart

Course ID	Course Name	Credit Hours
ACC 101		
ACC 101		
ACC 101		