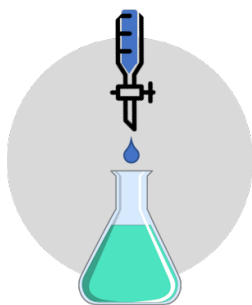
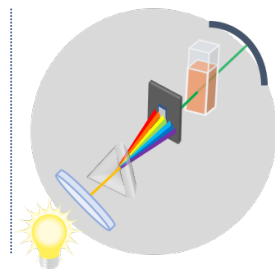


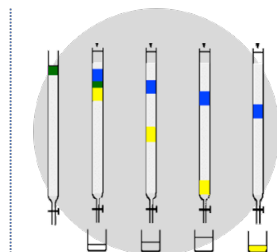
## CHEMISTRY 246: QUANTITATIVE ANALYSIS



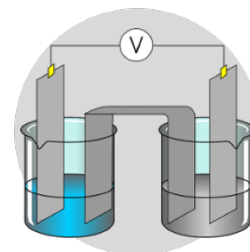
Titration



Spectrophotometry



Chromatography



Electrochemistry

### COURSE DESCRIPTION

Quantitative chemical analysis has become an important part of everyday life due to the rising concern for our environment and our well-being. Quantitative methods can be used to enforce quality control in consumables, analyze materials for the pharmaceutical industry, detect hazardous materials, and analyze tissue samples critical for diagnosing diseases. This course, in combination with CHEM247, is intended to provide you with the basic principles of quantitative chemical analysis by introducing you to the fundamental theories and methods. Through a combination of lectures, laboratory experiments, and problem sets, you will learn how to apply the concepts of chemical equilibrium covered in General Chemistry quantitatively to the field of chemical analysis. Specifically, we will discuss: 1) the handling of analytical data including statistical analysis, 2) how chemical equilibrium affects quantitative separations, titration curves, polyprotic acid-base systems, and redox processes, and 3) analytical instrumentation. In CHEM247, you will be given hands-on opportunities to work with analytical instrumentation—gas chromatograph/mass spectrometer (GC/MS), high-performance liquid chromatograph (HPLC), open-flame atomic absorption spectrometer (FAAS), along with more traditional analytical instrumentation and equipment—to analyze your samples.

### LEARNING OUTCOMES

At the end of CHEM246/247, a successful student will be able to:

- **PREDICT** the results and identify errors associated with a chemical analysis based on the analytical technique and nature of the sample.
- **ANALYZE** and accurately determine the concentration of analyte in a sample using conventional analytical laboratory techniques.
- **EVALUATE** experimental data using statistical and error analysis methods.
- **COMMUNICATE** results of chemical analyses and report the relative error associated with these results.

## INSTRUCTOR INFORMATION

Dr. Shannon C. Riha

Office: Chem/Bio Building 448

E-mail: [sriha@uwsp.edu](mailto:sriha@uwsp.edu) (I generally respond to email within 24 hours)

## My Daily Schedule

	Monday	Tuesday	Wednesday	Thursday	Friday
8:00	CHEM248	CHEM101	CHEM248		
9:00	Lab Sect 1	Lab Sect 3	Lab Sect 1	R, P, G	
10:00	(CBB466)	(virtual)	(CBB466)		
11:00		Prep		Prep	R, P, G
12:00		CHEM248 Lecture (virtual)		CHEM248 Lecture (virtual)	
13:00	R, P, G	Prep	R, P, G	Prep	Department meetings and seminars
14:00		CHEM248		CHEM248	
15:00		Lab Sect 3		Lab Sect 3	
16:00		(CBB466)		(CBB466)	

Office Hours are available by appointment via Zoom.

R, P, G = Research (CBB460), Prep, and Grade

**How Am I Doing?** If there are any particular aspects of my instructing that you find helpful or not useful, please let me know. In addition, I welcome any suggestions and ideas you have on creating an inclusive learning environment.

## CLASS SESSIONS

	Section	Day(s)	Time	Location	Instructor
LECTURE	All	T&R	12:00 pm	Virtual	Riha

## COURSE COMPONENTS

**Lecture (CHEM246)** is designed to introduce you to the concepts that define quantitative chemical analysis. My lecture style promotes class participation through group activity and problem solving. Lectures will be live during our schedule time via Zoom and will be recorded for those not able to attend synchronously. ***Not all material will be covered during lecture times and must be supplemented by completing all assigned readings and homework.***

**Lab (CHEM247)** is the "hands-on" experience essential to learning chemistry. It gives you the experience of putting the key concepts you covered in CHEM246 into practice, teaches you experimental techniques, and helps you better learn how to problem solve. During lab, you will work individually and at your own pace to analyze unknown samples. Your lab grade will be based on how close your experimental value matches the true value.

## REQUIRED MATERIALS

- **Course text:** *Exploring Chemical Analysis, 5<sup>th</sup> Ed.* Harris
  - Available at text rental in the Campus Bookstore
- **Sapling:** *On-line activity homework system*
  - Access cards available at the Campus Bookstore or purchase direct from Sapling
  - Go to [www.saplinglearning.com/login](http://www.saplinglearning.com/login) to log in or create an account. The following link includes detailed instructions on how to register for the course: <https://community.macmillan.com/docs/DOC-5972-sapling-learning-registering-for-courses>
  - If you have any issues during sign up or throughout the semester, the technical support team is there to help. They can be reached by phone or by webform via the Student Support Community.  
(<https://community.macmillan.com/docs/DOC-6915-students-still-need-help>)
- **Calculator**
  - Any scientific calculator that can perform logarithms and exponentials
- **PPE**
  - Face mask

## GRADING

The grade you receive for the course will be based on the following:

Tentative grading scale cut-offs:

Exams (4 @ 80 pts each)	320	<b>A</b>	100 – 93%	<b>C+</b>	<80 – 77%
Homework (10 @ 10 pts each)	100	<b>A-</b>	<93 – 90%	<b>C</b>	<77 – 73%
		<b>B+</b>	<90 – 87%	<b>C-</b>	<73 – 70%
<b>TOTAL</b>	<b>420</b>	<b>B</b>	<87 – 83%	<b>D+</b>	<70 – 66%
		<b>B-</b>	<83 – 80%	<b>D</b>	<66 – 60%
				<b>F</b>	<60%

**Note:** The cut-off percentages may be adjusted at the end of the semester; however, I will never adjust the cut-off percentages higher. This means if you get an 83% you will not receive any lower than a B for the final grade. *I do not provide extra credit opportunities or “bump” students up to a higher grade*, however, if I have made a mistake in grading an assignment or exam, let me know right away so I can fix it. I welcome you to discuss your grade with me at any point in the semester and am happy to provide you with study strategies to help you earn a solid grade in this course.

## ASSESSMENT

Your progress in this course will be assessed based on the following:

**Exams** are designed for you to demonstrate what you have learned in lecture. The exams will cover material from lecture as well as assigned readings and homework. Three exams will be given during the course of the semester and the fourth exam will be given during the Final exam time. All exams will be virtual.

**Homework** is designed to help you learn material covered in lecture and in lab. Homework assignments will be administered through Sapling On-line homework system. The on-line homework system is designed to provide you, the student, immediate feedback as well as useful hints and suggestions to solve problems. Tentative due dates are listed in the Lecture Schedule.

## HELP & RESOURCES

If you are feeling lost or overwhelmed, there are many resources to get help in this class to maximize your learning experience. Seek help early and often!

- **Canvas.** Course information (syllabus, recorded lecture videos and worksheets, lab quizzes and report forms, due dates, study guides, and other supporting material), direct link to Sapling, Zoom lectures, and virtual office hours will be available on the course Canvas page. You can also find a running total of your points for the course.
- **Office Hours.** I am dedicated to help you learn. You can e-mail me to set up an appointment. Don't ever feel like you are bothering me—you are the reason I am here 😊!
- **TIMS @ UWSP.** Tutors are UWSP students who have done well in their classes and who are here to share their successful study habits and chemistry content knowledge to help others succeed. Discussing chemistry concepts and processes together clarifies and solidifies knowledge, and the tutors are eager to study with you. Links to group and drop-in tutoring schedules can be found at: <http://www.uwsp.edu/tlc>
- **Disability Services.** UWSP is committed to providing students with disabilities the academic accommodations and auxiliary aids necessary to ensure access to all university services, programs, and activities. Disability and Assistive Technology Center (DATC) is responsible for determining these accommodations. Visit the DATC website to find out more: <http://www.uwsp.edu/disability/Pages/default.aspx>

## ADVICE FOR SUCCEEDING IN THIS CLASS: Lecture

This class is fast-paced and to do well will require you to put forth a *constant* effort.

- **Form virtual study groups.** Working with other students in the course is a great way to build off each other's strengths and see how to approach problems in different ways. Additionally, compare notes from class with study partner(s).
- **Scan topics to be covered in class ahead of time.** You will be much more prepared to learn new material by having an idea of what is ahead. Don't feel you need to learn and understand everything right away. Completing reading assignments before they are covered in lecture will allow you to be an active participant in class and enhance your learning experience.
- **Work the suggested/assigned problems.** I cannot stress this point enough! Chemistry is not a course that can simply be memorized right before the exam. Chemistry is a complex subject and can seem, at times, very overwhelming. Working through suggested/assigned problems means writing complete solutions and including explanations for your solutions where appropriate. This approach will not only help you understand and retain the material better, it will also prepare you for questions that may appear on exams.
- **Take notes.** Taking notes in lecture not only keeps you informed on what was covered that day but also provides you with information that may be applicable to the laboratory portion of this course. This will also help you know what material is most likely to make it on an exam.
- **Read the topics carefully.** After covering the material in lecture, go back and read through the key topics. Look over the sample exercises to make sure you understand the key concepts. Then test your skills by trying some of the end of chapter exercises.
- **Ask questions.** No question is a dumb question. If you are struggling with material or are just curious about something, don't hesitate to ask. Chances are there is someone else in the class with the same question.

- **Don't fall behind.** The materials presented in this course build on what was presented previously. Therefore, if you do not keep up with your reading and problem sets you will find it much harder to follow the lectures and discussions on current topics.

## THE FINE PRINT

- **Late Homework/Late Reports:** Meeting deadlines and staying on track with your work are not only useful life and career skills, but also help reduce stress. For this course, you are expected to complete assignments, quizzes, and exams on schedule. If you have a personal situation that prevents you from completing your work on time, you will need to discuss this with me before the due date. Extensions are granted at my discretion.
  - **Late Homework:** A 5% point deduction from the remaining points will be assessed each day the assignment is late.
  - **Late Reports:** If you are not able to meet the deadline for a lab report, speak with your lab instructor about an extension\*. Late lab reports will incur a 5-point penalty for each lab period it is late if an extension is not discussed in advance.

*\*Note: Lab report extensions will not exceed 1 week past your experiment completion date. The absolute final date to submit reports is November 25<sup>th</sup>.*
- **Attendance, Absences and Make-ups**
  - Chemistry is a very exciting, yet challenging and complex subject. It is, therefore, essential to engage in all course lectures to achieve the course learning objectives. If you miss a lecture it is your responsibility to obtain the material covered. Recorded lectures will be available on Canvas.
  - **Excused Absences.** An excused absence from an exam must be presented in writing (via email preferably ahead of time). Make-up exams will be scheduled under the following circumstances: UWSP scheduled athletic event (written authorization from coach), family emergency (documentation such as an obituary), medical emergency (written authorization from physician), armed forces training/drills (written authorization from supervising officer), or the like.
  - **Make-up exams for unexcused absences will NOT be given.**
- **Virtual Etiquette.** Be respectful of your fellow classmates!
  - Students in my classroom may have diverse racial, ethnic, cultural, and religious backgrounds, sexual orientations and gender identities. Each and every voice in the classroom brings with it a wealth of experiences, values, and beliefs. Please respect your fellow classmates and refrain from personal attacks or demeaning comments of any kind.
  - If there is something you do not understand or have a question about, please use the 'raise your hand' button in Zoom. If you are uncomfortable asking the question in front of the class, you can send a private chat, group chat, e-mail me, or schedule an office hour.
  - It is your responsibility to check Canvas for the points you have earned in the class. If you find that an error has been made, you must inform me within *one week* of the posting grade for it to be considered.
- **Covid-19 Restriction Planning**
  - Face Coverings:
    - At all UW-Stevens Point campus locations, the wearing of face coverings is mandatory in all buildings, including classrooms, laboratories, studios, and other instructional spaces. Any student with a condition that impacts their use of a face covering should contact the Disability and Assistive Technology Center to discuss accommodations in classes. Please note that unless everyone is wearing a face covering, in-person classes cannot take place. This is university policy and not up to the discretion of individual instructors. Failure to adhere to this requirement could result in formal withdrawal from the course.

- Other Guidance:
  - Please monitor your own health each day using this screening tool. If you are not feeling well or believe you have been exposed to COVID-19, do not come to class; email your instructor and contact Student Health Service (715-346-4646).
  - As with any type of absence, students are expected to communicate their need to be absent and complete the course requirements as outlined in the syllabus.
  - Maintain a minimum of 6 feet of physical distance from others whenever possible.
  - Do not congregate in groups before or after class; stagger your arrival and departure from the classroom, lab, or meeting room.
  - Wash your hands or use appropriate hand sanitizer regularly and avoid touching your face.
  - Please maintain these same healthy practices outside the classroom
  
- **Academic Misconduct.** As stated in the Student Academic Standards and Disciplinary Procedures:

“The Board of Regents, administrators, faculty, academic staff and students of the University of Wisconsin System believe that academic honesty and integrity are fundamental to the mission of higher education and of the university of Wisconsin system. The university has a responsibility to promote academic honesty and integrity and to develop procedures to deal effectively with instances of academic dishonesty.”

Therefore, students caught cheating on quizzes/exams are subject to a grade of F for the course and a report being placed in their judicial file. More information can be found at:  
<http://www.uwsp.edu/dos/Pages/Academic-Misconduct.aspx>
  
- **Lecture Recordings.** Lecture materials and recordings for CHEM248 are protected intellectual property at UW-Stevens Point. Students in this course may use the material and recordings for their personal use related to participation in this class. Students may also take notes solely for their personal use. If a lecture is not already recorded, you are not authorized to record my lectures without my permission unless you are considered by the university to be a qualified student with a disability requiring accommodation. [Regent Policy Document 4-1] Students may not copy or share lecture materials and recordings outside of class, including posting on internet sites or selling to commercial entities. Students are also prohibited from providing or selling their personal notes to anyone else or being paid for taking notes by any person or commercial firm without the instructor’s express written permission. Unauthorized use of these copyrighted lecture materials and recordings constitutes copyright infringement and may be addressed under the university’s policies, UWS Chapters 14 and 17, governing student academic and non-academic misconduct.

## SCHEDULES

### Tentative Lecture Schedule

- Please note that this is a *tentative* schedule and may be adjusted depending on the pace of the class. The exam dates, however, will not change.

Date	Topic(s)	Reading	Noteworthy
9/3	Course Intro	Syllabus	
9/8	Chemical Measurements	Ch. 0, 1, 2	
9/10	Statistics: Error in Analysis	Ch. 3	
9/15	Statistics: Data Analysis	Ch. 4	HW #1 due 9/13
9/17	Data Analysis and QA/QC	Ch. 4, 5	
9/22	Titrations	Ch. 6	HW #2 due 9/20
9/24	Gravimetric Analysis	Ch. 7	
9/29	<b>EXAM 1</b>		HW #3 due 9/27
10/1	Acid-Base Equilibria	Ch. 8	
10/6	Buffers	Ch. 9	
10/8	Acid-Base Titrations	Ch. 10	
10/13	Acid-Base Titrations	Ch. 10	HW #4 due 10/11
10/15	Polyprotic Acid-Base Equilibria	Ch. 11	
10/20	Polyprotic Acid-Base Titrations	Ch. 11	HW #5 due 10/18
10/22	Solubility, Ionic Strength, and Activity Coefficients	Ch. 12	
10/27	<b>EXAM 2</b>		HW #6 due 10/25
10/29	Complex Equilibria	Ch. 12	
11/3	Introduction to Electrochemistry	Ch. 14	
11/5	Electrode Potentials	Ch. 14	
11/10	Electrode Measurements	Ch. 15	HW #7 due 11/8
11/12	Redox Titrations	Ch. 16	
11/17	<b>EXAM 3</b>		HW # 8 due 11/15
11/19	Electrochemical Measurements	Ch. 17	
11/24	Spectrophotometry	Ch. 18	
11/26	<b>THANKSGIVING</b>		
12/1	Spectrophotometric Analysis	Ch. 19	HW #9 due 11/29
12/3	Atomic Spectroscopy	Ch. 20	
12/8	Separation Methods	Ch. 21, 22	
12/10	Separation Methods	Ch. 21, 22	
12/16	<b>EXAM 4 (10:15-12:15 PM)</b>		HW #10 due 12/16