



**University of Wisconsin-Stevens Point**

2100 Main St, Stevens Point, Wisconsin 54481-3897

**General information:** (715) 346-0123  
**Website:** [www.uwsp.edu](http://www.uwsp.edu)  
**Type:** 4-year, Public  
**Awards offered:** Less than one year certificate  
 One but less than two years certificate  
 Associate's degree  
 Bachelor's degree  
 Postbaccalaureate certificate  
 Master's degree  
 Doctor's degree - professional practice  
**Campus setting:** Town: Distant  
**Campus housing:** Yes  
**Student population:** 7,964 (7,313 undergraduate)  
**Student-to-faculty ratio:** 21 to 1



IPEDS ID: 240480  
 OPE ID: 00392400

GENERAL INFORMATION

TUITION, FEES, AND ESTIMATED STUDENT EXPENSES

FINANCIAL AID

NET PRICE

ENROLLMENT

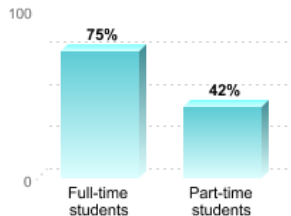
ADMISSIONS

RETENTION AND GRADUATION RATES

FIRST-TO-SECOND YEAR RETENTION RATES

Retention rates measure the percentage of first-time students who are seeking bachelor's degrees who return to the institution to continue their studies the following fall.

RETENTION RATES FOR FIRST-TIME STUDENTS PURSUING BACHELOR'S DEGREES



Percentage of Students Who Began Their Studies in Fall 2021 and Returned in Fall 2022

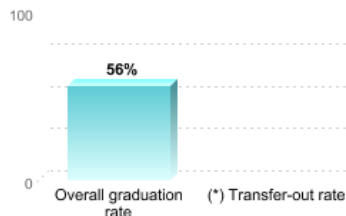
OVERALL GRADUATION RATE AND TRANSFER-OUT RATE

The overall graduation rate is also known as the "Student Right to Know" or IPEDS graduation rate. It tracks the progress of students who began their studies as full-time, first-time degree- or certificate-seeking students to see if they complete a degree or other award such as a certificate within 150% of "normal time" for completing the program in which they are enrolled.

Some institutions also report a transfer-out rate, which is the percentage of the full-time, first-time students who transferred to another institution without completing at the current institution.

Note that not all students at the institution are tracked for these rates. Students who have already attended another postsecondary institution, or who began their studies on a part-time basis, are not tracked for this rate. At this institution, 70 percent of entering students were counted as "full-time, first-time" in 2022.

OVERALL GRADUATION AND TRANSFER-OUT RATES FOR STUDENTS WHO BEGAN THEIR STUDIES IN FALL 2017



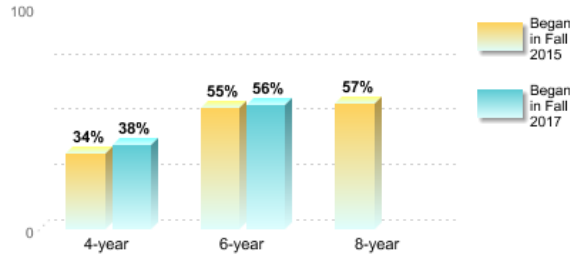
Percentage of Full-time, First-Time Students Who Graduated or Transferred Out Within 150% of "Normal Time" to Completion for Their Program

(\*) Not all institutions report transfer-out rates.

BACHELOR'S DEGREE GRADUATION RATES

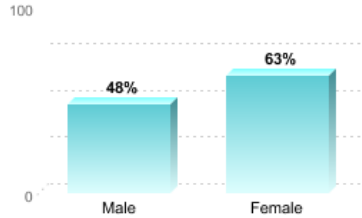
Bachelor's degree graduation rates measure the percentage of entering students beginning their studies full-time and are planning to get a bachelor's degree and who complete their degree program within a specified amount of time.

**GRADUATION RATES FOR STUDENTS PURSUING BACHELOR'S DEGREES**



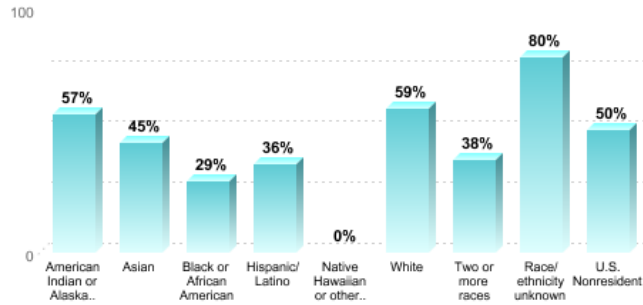
Percentage of Full-time, First-time Students Who Graduated in the Specified Amount of Time and Began in Fall 2015 or Fall 2017

**6-YEAR GRADUATION RATE BY GENDER FOR STUDENTS PURSUING BACHELOR'S DEGREES**



Percentage of Full-time, First-time Students Who Began Their Studies in Fall 2017 and Received a Degree or Award Within 150% of "Normal Time" to Completion for Their Program

**6-YEAR GRADUATION RATE BY RACE/ETHNICITY FOR STUDENTS PURSUING BACHELOR'S DEGREES**



Percentage of Full-time, First-time Students Who Began Their Studies in Fall 2017 and Received a Degree or Award Within 150% of "Normal Time" to Completion for Their Program

- ⊕ OUTCOME MEASURES
- ⊕ PROGRAMS/MAJORS
- ⊕ SERVICEMEMBERS AND VETERANS
- ⊕ VARSITY ATHLETIC TEAMS
- ⊕ ACCREDITATION
- ⊕ CAMPUS SECURITY AND SAFETY
- ⊕ COHORT DEFAULT RATES

English | [Español](#) | [About](#) | [Search Plug-in](#) | [College Navigator Home](#) | [College Costs](#) | [Prepare](#) | [Financial Aid](#) | [Careers](#)