






County & Regional AIS Partners





GLRI Monitoring Specialists

Jeremy Bates 
 (715) 392-0807
jeremy.bates@wisconsin.gov

Michelle Nault 
 (920) 662-5110
michelle.nault@wisconsin.gov

Tim Plude 
 (920) 893-8552
timothy.plude@wisconsin.gov

Legend

-  Actively Partnering with State on AIS Issues
-  No Active Partnerships

