

What is Handshake?

Handshake is the #1 way college students find jobs

Get recruited by top employers for full-time and part-time jobs and internships.

Handshake is here to help:
uwsp.joinhandshake.com

Why should you use Handshake?

Get hired

Discover and land jobs and internships.

Get discovered

Get messaged by employers that want to hire you.

Get connected

Connect with your peers for tips and advice.

Get it all in one place

From career-building resources to virtual and on-campus events.

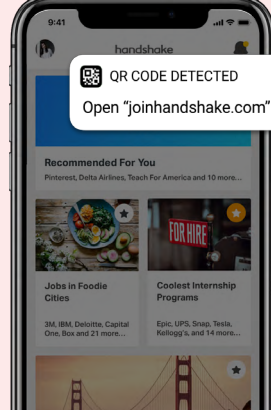
How do you get started?

Activating your account & filling out your profile NOW !

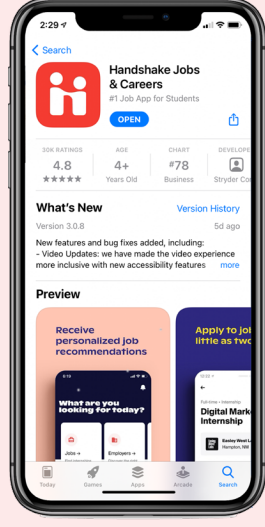
Log in

Open the camera app to scan the QR code, and tap the notification that pops up.

or visit: app.joinhandshake.com



Get Started



Download the app

Search for "Handshake" on the App Store or Google Play.

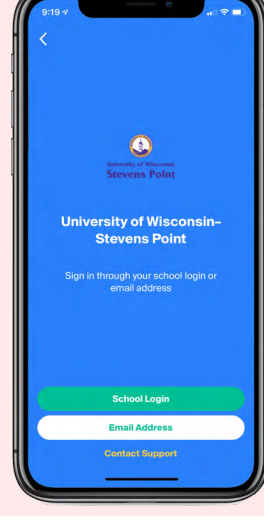
12.4K reviews



Get Started

Develop and launch your career

Log into the Handshake app using your UWSP login information today, fill out your profile, and kick off your college-to-career journey.



Get Started

How do you complete your Handshake profile?

Fill out your Handshake profile. Get the job.

Fill out your profile as well as your interests today.

An Appropriate Photo |

Profiles are 7x more likely to be viewed when there is a photo, as opposed to leaving it blank. Make sure that you are alone — and not just cropped out of a group — and dressed professionally.

Work Experience |

Maximize your work experience. Include all work experience, and think about how to frame any transferrable skills if you haven't had a lot of "professional" experience yet.

Organizations |

Demonstrate engagement. The organizations/extracurricular section is the chance to show that you're not only a student and an employee, but that you are a multi-faceted and engaged member of the community.

Job Type |

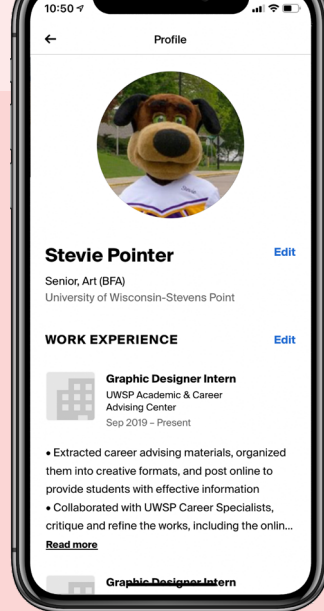
Looking for an internship, part-time job, or full-time job? You can choose more than one.

Location |

Select the cities you would like to work in, and Handshake will show you jobs in that area.

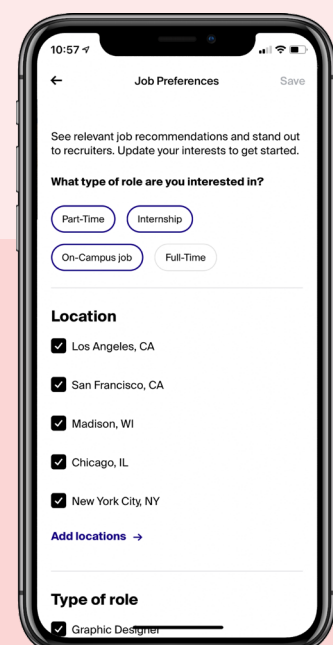
Job Role |

Choose at least three jobs you would like to explore, like marketing associate or software engineer.



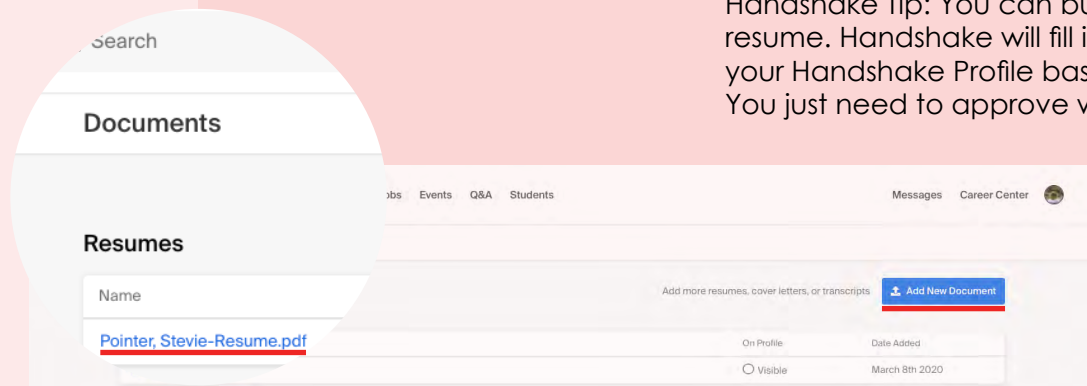
DID YOU KNOW?

80% of students who share their interests receive a message from a recruiter on Handshake.



Transfer to your computer and upload your resume.

Upload resume / documents.
Handshake Tip: You can build your profile from your resume. Handshake will fill in various sections of your Handshake Profile based on your resume. You just need to approve what it selects.



Make it easier for recruiters to find you by making sure your profile is public and complete.

Employers conduct 25,000+ student searches per month on Handshake. Show up in their next search!

Make sure your profile is public

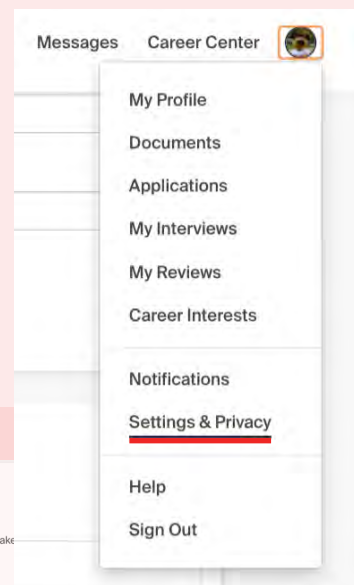
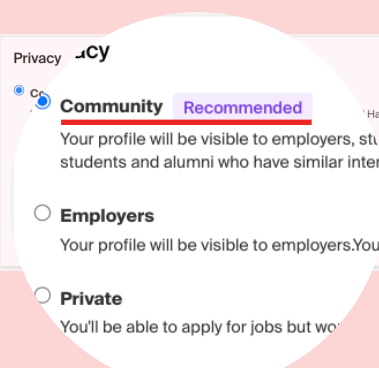
✔ Your profile is visible to employers, students and alumni across all Handshake universities.

You'll be able to message students and alumni who have similar interests or experiences.

This can be changed anytime in [settings](#).

See Employer View

Join the community!



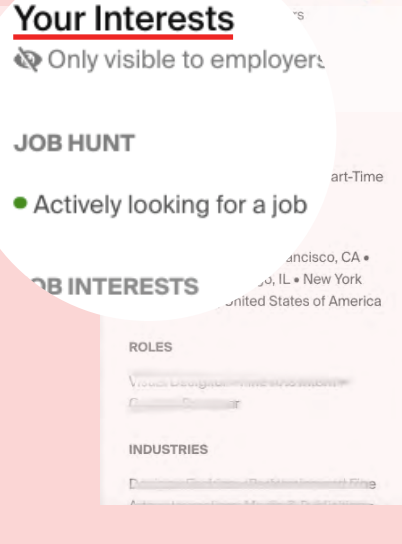
Make sure your profile is complete

Your profile is 85% complete

Add Journey

Add Projects

Get that bar to 100%!
Start with your interests.



Your Handshake profile is the key to finding jobs and internships that you want, and getting recruited by employers.

Always remember to keep your interests up to date.