

UNIFORM CRIME REPORT

Uniform Crime Reporting began in 1930 when city, county, and state law enforcement agencies voluntarily provided the FBI with crime statistics. Our department reported our crime statistics through the Stevens Point Police Department until 1999. Since that time we have assumed responsibility for reporting our own statistics to the Department of Justice, who in turn reports to the FBI.

UCR statistics are used by a variety of different groups, and are not just a law enforcement tool. They provide valuable assistance in formulating police budgets, communities identifying specific crime problems, advertising tools for tourism agencies, and a number of other uses. However, they can also be used wrongly. UCR statistics should not be used to rank cities, counties, states or universities. A number of factors influence a community's crime and clearance rate. UCR statistics do not identify those outside factors. The UCR report below is provided as an informational item and should be viewed only as such.

<u>CLASSIFICATION</u>	<u>2006</u>	<u>2007</u>	<u>2008</u>	<u>2009</u>
Murder	0	0	0	0
Forcible Rape	0	0	0	0
Robbery	0	0	0	0
Aggravated Assault	0	0	0	0
Simple Assault	2	0	0	2
Burglary	7	1	0	21
Larceny - Theft	81	104	96	104
Motorized Vehicle Theft	0	0	0	0
TOTAL	90	105	96	127

CRIME PREVENTION PROGRAMS

Crime Prevention Programs are essential in reducing crime on our campus. Every student, staff and faculty member must take a proactive approach by anticipating the potential for crime, recognizing it and then taking some type of action to help prevent it. The campus community must take some responsibility for their own protection and that of their own personal and state property.

Several Crime Prevention Programs are currently available through this office. The following is a partial list of those programs offered.


- Alcohol Awareness
- Apartment/Room Safety
- Drug Awareness
- Fire Safety
- Operation Identification
- Personal Safety
- Sexual Assault Awareness
- Vacation Safety Tips/Con Games



**UW-Stevens Point
Protective Services
346-3456**

001 George Stien Bldg
1925 Maria Drive
Stevens Point, WI 54481
Phone: 715-346-3456
www.uwsp.edu/protect

UWSP Protective Services



2009 Activity Report

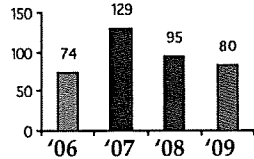
University of Wisconsin-Stevens Point

UWSP Protective Services

ALCOHOL/

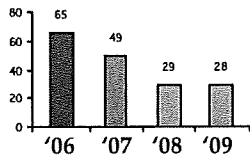
DRUG INCIDENTS:

	2006	2007	2008	2009
Underage Alcohol Violation	56	83	60	59
Other Alcohol Violations	4	18	14	7
Other Drug Violations	14	28	21	14
TOTAL	74	129	95	80



DISORDERLY CONDUCT

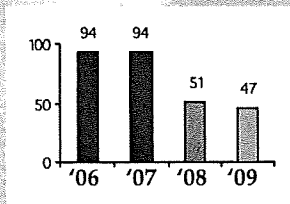
	2006	2007	2008	2009
Lewd/Lascivious behavior	2	0	0	0
Disorderly Conduct	49	31	22	15
Harassment	8	3	3	12
Trespass	3	3	1	0
Deposit Human Waste	0	5	1	1
Unlawful Use of Phone	2	5	1	0
Illegal Dumping	0	1	1	0
Violation- Wheeled Devices	1	1	0	0
TOTAL	65	49	29	28



VANDALISM

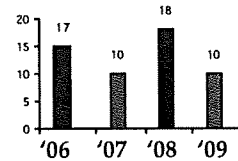
Vandalism/Criminal Damage

	2006	2007	2008	2009
Vandalism/Criminal Damage	94	44	51	47



BODILY SECURITY:

	2006	2007	2008	2009
Battery-Misdemeanor	2	1	1	1
Sexual Assault - 4th Degree	0	0	0	0
Sexual Assault - 3rd Degree	1	0	0	0
Sexual Assault - 2nd Degree	2	1	1	0
Sexual Assault - 1st Degree	0	0	0	0
Other Sex Offense	1	0	0	0
Possession-Child Pornography	0	1	0	0
Suicide Attempt or Threat	9	1	6	1
Hate Crime	0	0	0	0
Stalking	0	1	0	2
Assaultive behavior	0	3	3	3
Arson	1	1	0	1
Fire Safety/False Alarm	0	1	7	2
Hazardous Materials	1	0	0	0
TOTAL	17	10	18	10



BURGLARY/THEFT:

	2006	2007	2008	2009
Burglary-Forced Entry	1	0	0	0
Burglary-No Force	6	0	0	6
Burglary/Theft Attempt	1	1	0	0
Theft of Motor Vehicle	0	0	0	0
Theft	81	104	96	114
Buy/Sell/Receive Stolen Prop.	1	0	0	0
Fraud/Forgery	1	3	2	2
Computer Crimes	1	1	1	0
TOTAL	92	109	99	122



University of Wisconsin-Stevens Point
Protective Services
346-3456

ARREST SUMMARY

VIOLATIONS

	2006	2007	2008	2009
Alcohol Violations	77	123	105	93
Possession-Controlled Substance	10	17	24	18
Possession-Other Drugs or Paraphernalia	8	17	6	7
Battery/Assaultive Behavior	4	4	1	2
Hit and Run Damage	2	2	1	2
Other Traffic Violations	4	5	4	2
Theft, Misc. Property	6	5	5	9
Possession/Manufacture False ID/DL	1	4	2	0
Negligent Handling- Burning Material or Fireworks	0	0	2	0
Interfering w/Fire Equipment	0	1	1	0
Failure to Evacuate/Fire Alarm	0	3	0	0
Criminal Damage to Property	0	0	0	0
Disorderly Conduct	32	16	10	8
Resist/Obstruct Officer	5	8	2	8
Weapon Violation	0	0	1	2
Trespass/Closed Areas	1	1	1	0
Vandalism	6	1	0	2
Wheeled Devices Policy	2	1	0	0
Unlawful Use of Phone	2	1	0	0
Illegal Dumping	0	0	1	0
Misuse of Parking Services	3	0	0	0
Deposit Human Waste	12	3	1	1
Loitering	2	0	0	0
TOTAL	177	212	170	154

